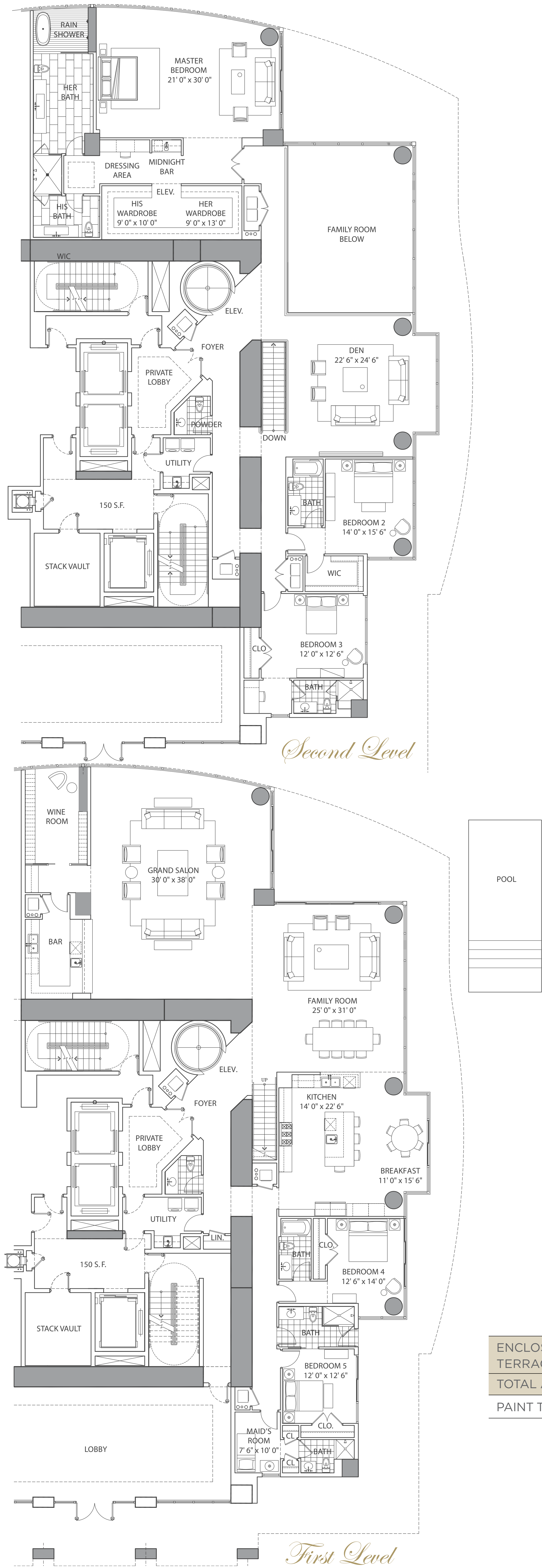


CASA DI ORO
777 VIA ACQUALINA

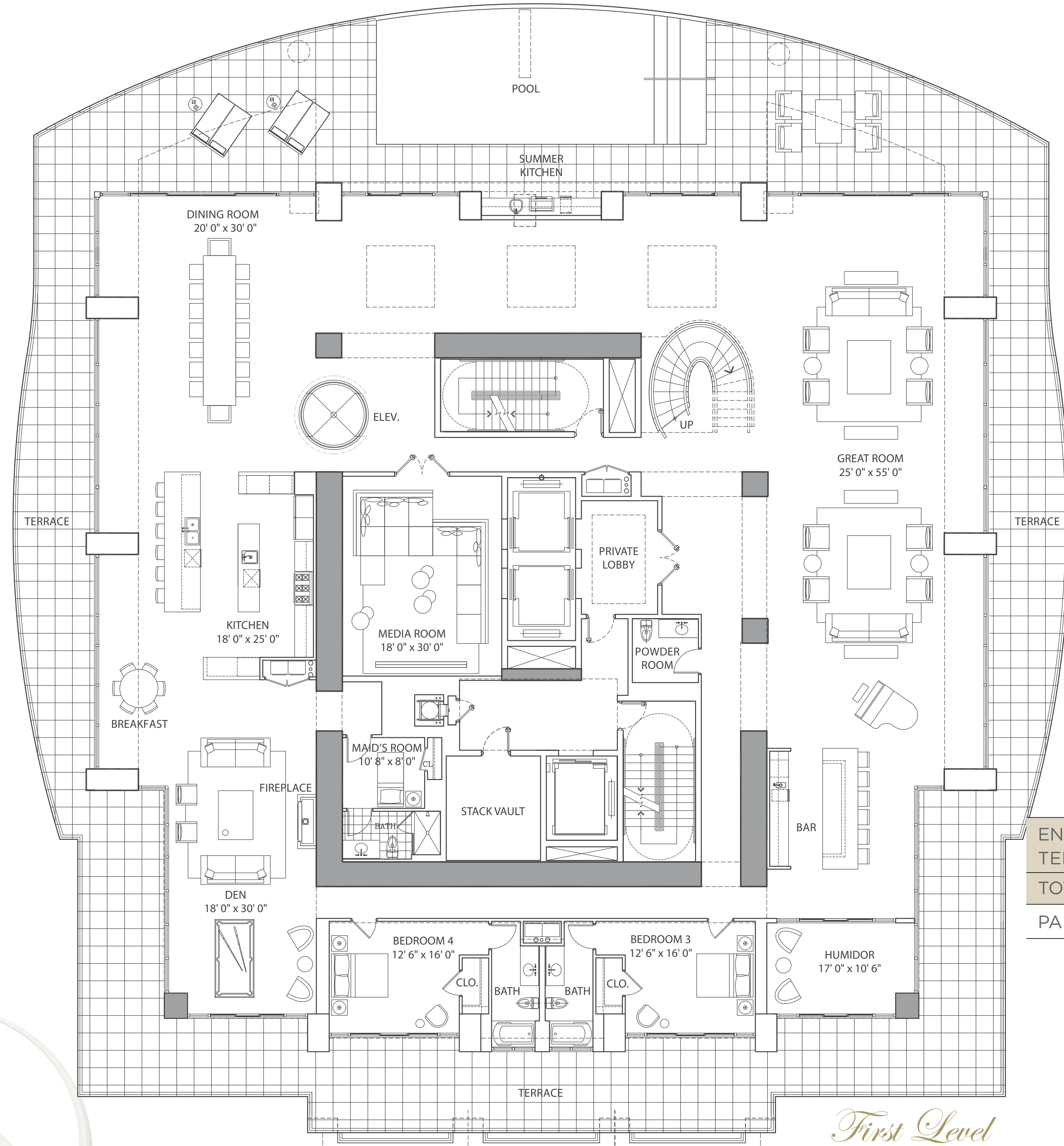
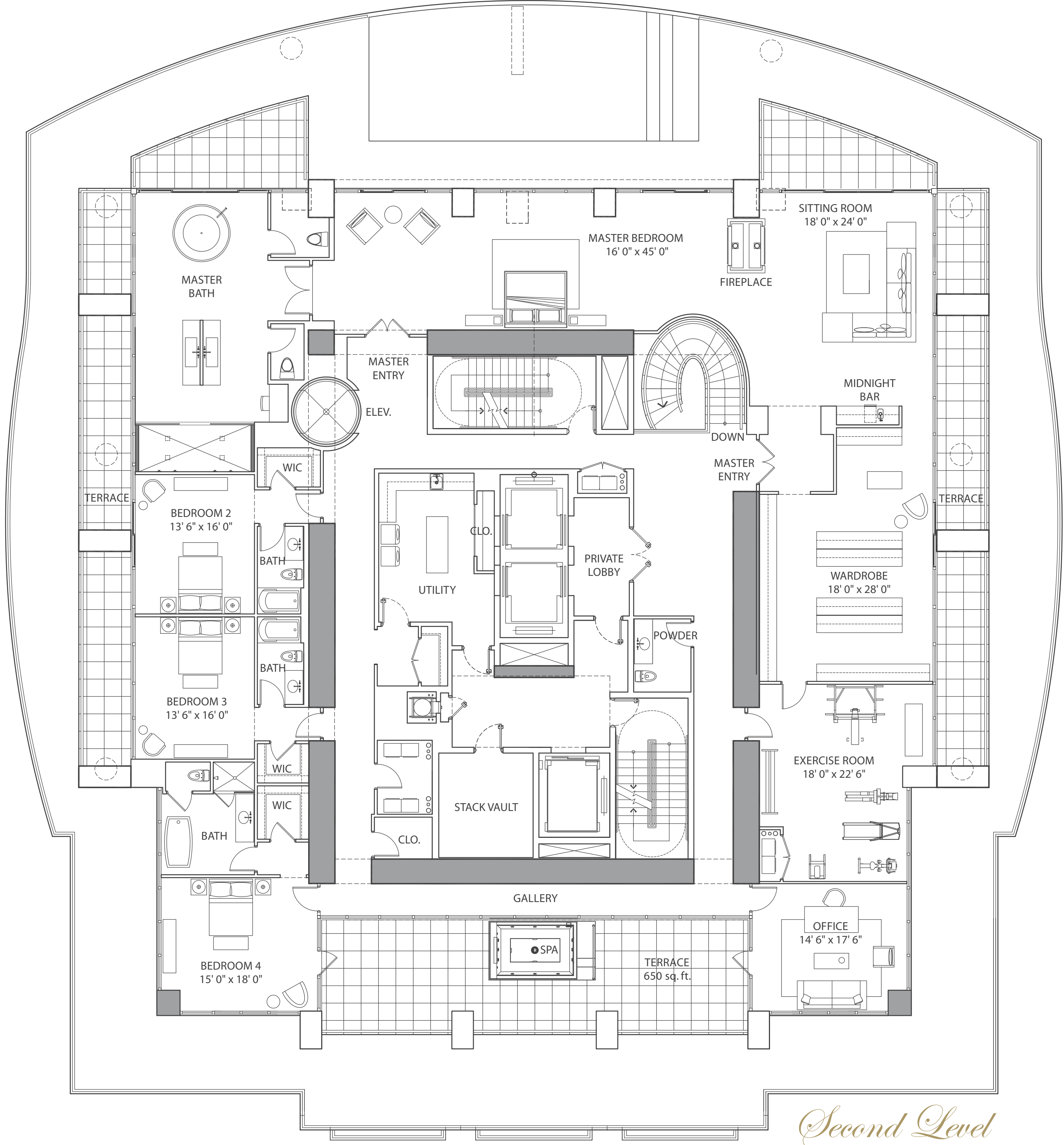
FIVE BEDROOMS | SEVEN & ONE-HALF BATHS | GRAND SALON | FAMILY ROOM
MAID'S ROOM | POOL | SUMMER KITCHEN | WINE ROOM



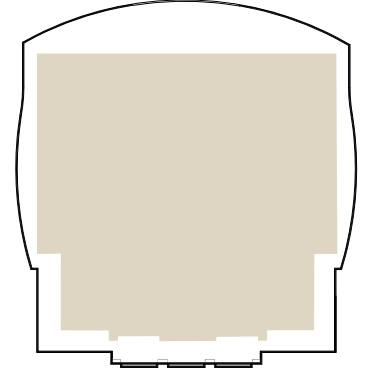
Items depicted on the Floor Plan are conceptual only and are for the convenience of reference. They should not be relied upon as representations, express or implied, of the final details of the Unit. The Developer reserves the right to make modifications, revisions and changes it deems desirable in its sole and absolute discretion. All depictions of appliances, counters, soffits, floor coverings and other matters of detail are conceptual only and are not necessarily included in each Unit or, if included, are not necessarily intended to be of the size, shape or location indicated. Consult your Purchase Agreement and the Prospectus for the items included with the Unit. Dimensions and square footages are approximate, are subject to change in accordance with your Purchase Agreement, and may vary with actual construction. Given the nature of condominium ownership, the Unit boundaries are precisely defined in such a manner so that all components of the Building which are (or are potentially) utilized either by other Units or the Common Elements are excluded from the Unit. This would exclude, for instance, all structural walls, columns, etc. and essentially limits the Unit boundaries to the interior airspace between the perimeter walls and excludes all interior structural components. For the precise Unit boundaries, see Section 3.2 of the Declaration. For your reference, the area of the Unit, determined in accordance with these defined Unit boundaries, is set forth hereon (and labeled as "Unit Area"). Please note that the unique way of defining the boundaries actually makes the Unit appear to be smaller than it actually would be if standard architectural measuring techniques were used. Typically, apartments are measured to the exterior boundaries of the exterior walls and to the centerline of the interior demising walls, without excluding areas that may be occupied by columns or other structural components. The area, if calculated based upon standard architectural measuring techniques, is also set forth hereon (and labeled as "Typical Area"). The Typical Area is provided solely to establish a frame of reference and is not intended to suggest that the actual Unit is that size. In fact, as set forth above, many of the components included in determining the Typical Area, are Common Elements that are not exclusively owned.

CASA DEL MARE
777 VIA ACQUALINA

SIX BEDROOMS | SEVEN & ONE-HALF BATHS | GRAND SALON | FAMILY ROOM | DINING ROOM | EXERCISE ROOM
MEDIA ROOM | OFFICE | DEN | MAID'S ROOM | POOL | SAUNA | SPA | SUMMER KITCHEN



ENCLOSED AREA:	15,332 sq ft / 1,424 m ²
TERRACE AREA:	6,260 sq ft / 582 m ²
TOTAL AREA:	21,592 sq ft / 1,221 m ²
PAINT TO PAINT: RESIDENCE:	12,879 sq ft / 1,196 m ²

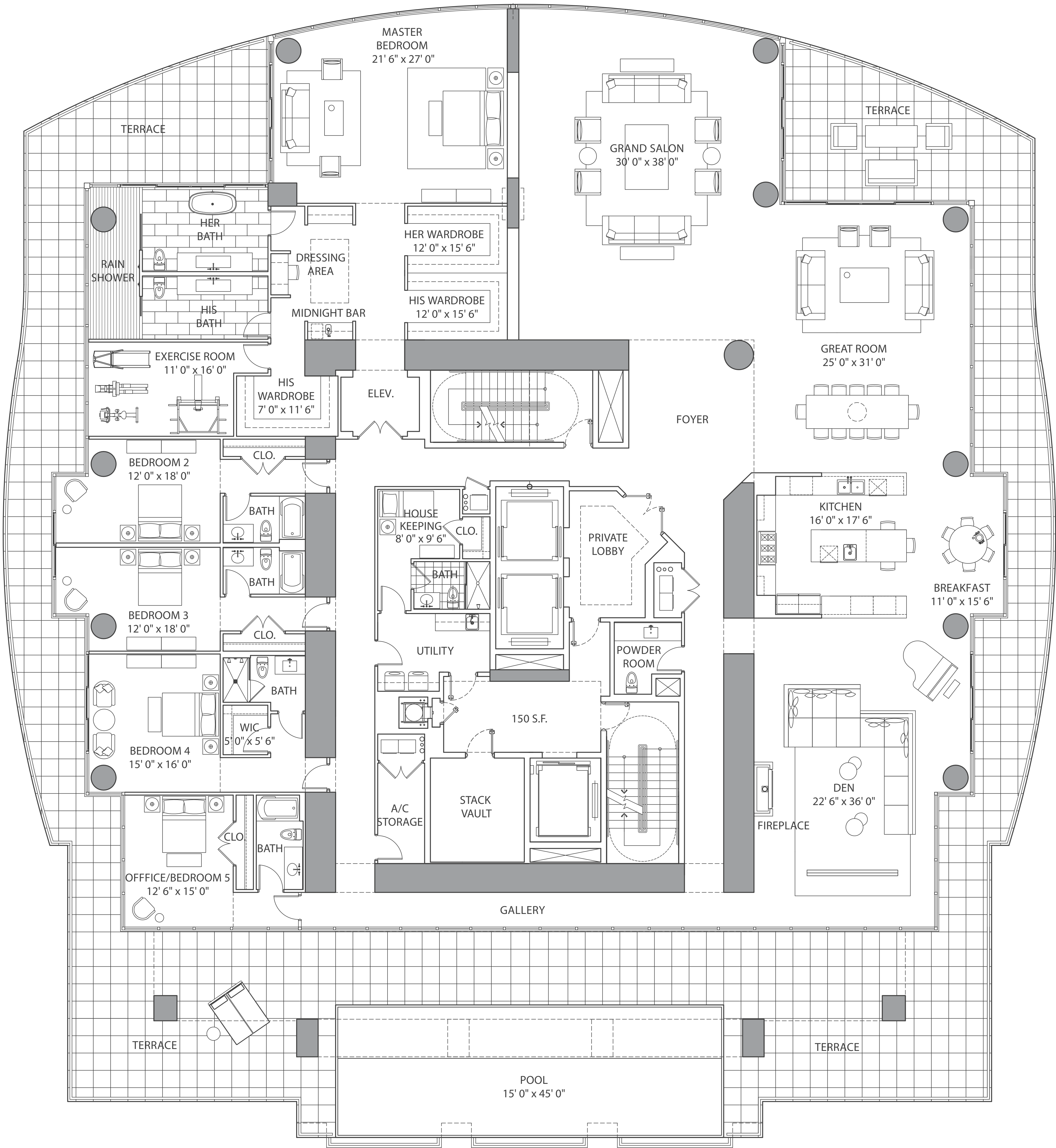


KEYPLAN / SCALE: 3/16" = 1'
N

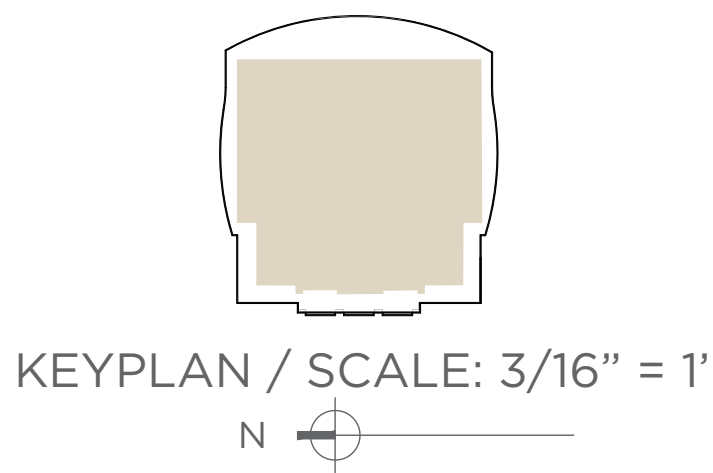
Items depicted on the Floor Plan are conceptual only and are for the convenience of reference. They should not be relied upon as representations, express or implied, of the final details of the Unit. The Developer reserves the right to make modifications, revisions and changes it deems desirable in its sole and absolute discretion. All depictions of appliances, counters, soffits, floor coverings and other matters of detail are conceptual only and are not necessarily included in each Unit or, if included, are not necessarily intended to be of the size, shape or location indicated. Consult your Purchase Agreement and the Prospectus for the items included with the Unit. Dimensions and square footages are approximate, are subject to change in accordance with your Purchase Agreement, and may vary with actual construction. Given the nature of condominium ownership, the Unit boundaries are precisely defined in such a manner so that all components of the Building which are (or are potentially) utilized either by other Units or the Common Elements are excluded from the Unit. This would exclude, for instance, all structural walls, columns, etc. and essentially limits the Unit boundaries to the interior airspace between the perimeter walls and excludes all interior structural components. For the precise Unit boundaries, see Section 3.2 of the Declaration. For your reference, the area of the Unit, determined in accordance with these defined Unit boundaries, is set forth hereon (and labeled as "Unit Area"). Please note that the unique way of defining the boundaries actually makes the Unit appear to be smaller than it actually would be if standard architectural measuring techniques were used. Typically, apartments are measured to the exterior boundaries of the exterior walls and to the centerline of the interior demising walls, without excluding areas that may be occupied by columns or other structural components. The area, if calculated based upon standard architectural measuring techniques, is also set forth hereon (and labeled as "Typical Area"). The Typical Area is provided solely to establish a frame of reference and is not intended to suggest that the actual Unit is that size. In fact, as set forth above, many of the components included in determining the Typical Area, are Common Elements that are not exclusively owned.



FIVE BEDROOMS | SEVEN & ONE-HALF BATHS | GRAND SALON | GREAT ROOM
DEN | MAID'S ROOM | POOL | SAUNA | EXERCISE ROOM



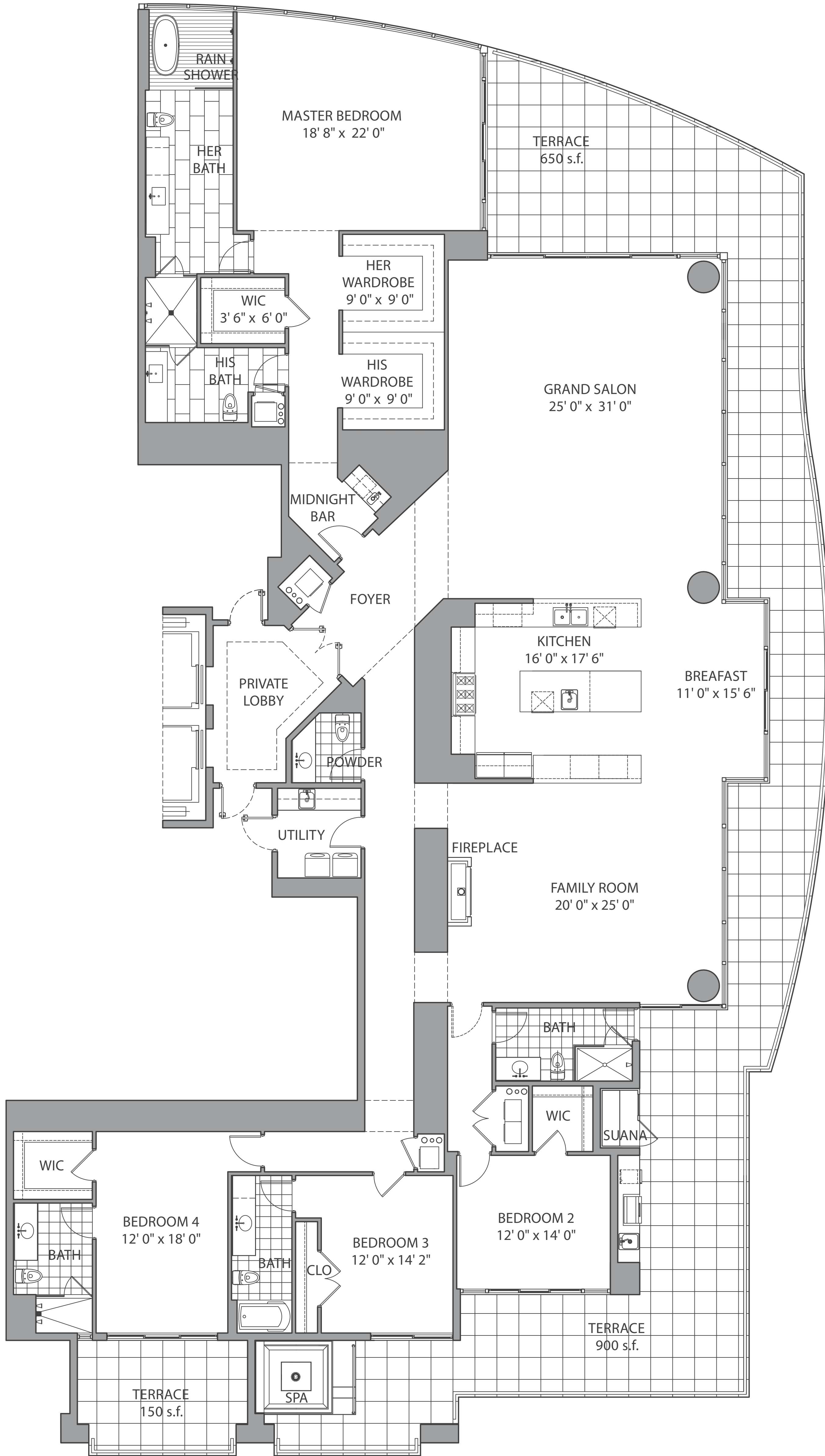
ENCLOSED AREA:	8,943 sq ft / 831 m ²
TERRACE AREA:	4,205 sq ft / 391 m ²
TOTAL AREA:	13,148 sq ft / 1,221 m ²
PAINT TO PAINT: RESIDENCE: 7,867 sq ft / 366 m ²	



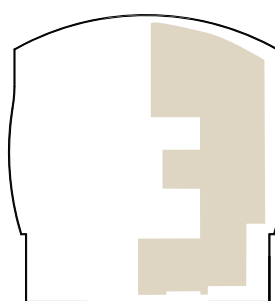
Items depicted on the Floor Plan are conceptual only and are for the convenience of reference. They should not be relied upon as representations, express or implied, of the final details of the Unit. The Developer reserves the right to make modifications, revisions and changes it deems desirable in its sole and absolute discretion. All depictions of appliances, counters, soffits, floor coverings and other matters of detail are conceptual only and are not necessarily included in each Unit or, if included, are not necessarily intended to be of the size, shape or location indicated. Consult your Purchase Agreement and the Prospectus for the items included with the Unit. Dimensions and square footages are approximate, are subject to change in accordance with your Purchase Agreement, and may vary with actual construction. Given the nature of condominium ownership, the Unit boundaries are precisely defined in such a manner so that all components of the Building which are (or are potentially) utilized either by other Units or the Common Elements are excluded from the Unit. This would exclude, for instance, all structural walls, columns, etc. and essentially limits the Unit boundaries to the interior airspace between the perimeter walls and excludes all interior structural components. For the precise Unit boundaries, see Section 3.2 of the Declaration. For your reference, the area of the Unit, determined in accordance with these defined Unit boundaries, is set forth hereon (and labeled as "Unit Area"). Please note that the unique way of defining the boundaries actually makes the Unit appear to be smaller than it actually would be if standard architectural measuring techniques were used. Typically, apartments are measured to the exterior boundaries of the exterior walls and to the centerline of the interior demising walls, without excluding areas that may be occupied by columns or other structural components. The area, if calculated based upon standard architectural measuring techniques, is also set forth hereon (and labeled as "Typical Area"). The Typical Area is provided solely to establish a frame of reference and is not intended to suggest that the actual Unit is that size. In fact, as set forth above, many of the components included in determining the Typical Area, are Common Elements that are not exclusively owned.



FOUR BEDROOMS | FIVE & ONE-HALF BATHS | GRAND SALON | FAMILY ROOM
SUMMER KITCHEN | SAUNA | SPA



ENCLOSED AREA:	5,146 sq ft / 478 m ²
TERRACE AREA:	1,801 sq ft / 167 m ²
TOTAL AREA:	6,947 sq ft / 645 m ²
PAINT TO PAINT: RESIDENCE: 3,994 sq ft / 366 m ²	

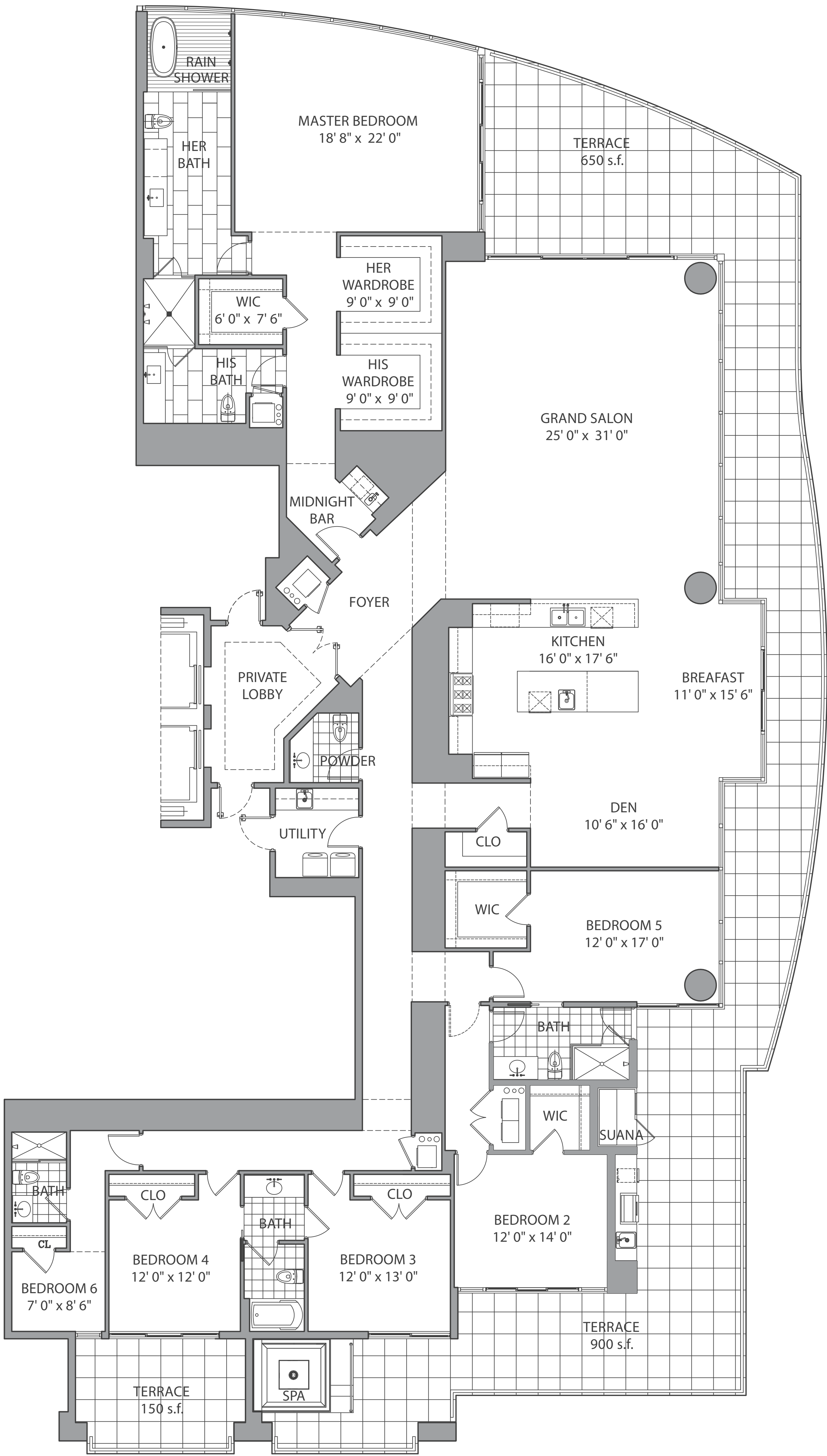


KEYPLAN / SCALE: 3/16" = 1'
N

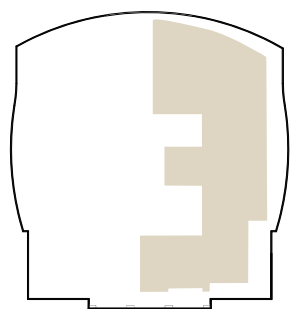
Items depicted on the Floor Plan are conceptual only and are for the convenience of reference. They should not be relied upon as representations, express or implied, of the final details of the Unit. The Developer reserves the right to make modifications, revisions and changes it deems desirable in its sole and absolute discretion. All depictions of appliances, counters, soffits, floor coverings and other matters of detail are conceptual only and are not necessarily included in each Unit or, if included, are not necessarily intended to be of the size, shape or location indicated. Consult your Purchase Agreement and the Prospectus for the items included with the Unit. Dimensions and square footages are approximate, are subject to change in accordance with your Purchase Agreement, and may vary with actual construction. Given the nature of condominium ownership, the Unit boundaries are precisely defined in such a manner so that all components of the Building which are (or are potentially) utilized either by other Units or the Common Elements are excluded from the Unit. This would exclude, for instance, all structural walls, columns, etc. and essentially limits the Unit boundaries to the interior airspace between the perimeter walls and excludes all interior structural components. For the precise Unit boundaries, see Section 3.2 of the Declaration. For your reference, the area of the Unit, determined in accordance with these defined Unit boundaries, is set forth hereon (and labeled as "Unit Area"). Please note that the unique way of defining the boundaries actually makes the Unit appear to be smaller than it actually would be if standard architectural measuring techniques were used. Typically, apartments are measured to the exterior boundaries of the exterior walls and to the centerline of the interior demising walls, without excluding areas that may be occupied by columns or other structural components. The area, if calculated based upon standard architectural measuring techniques, is also set forth hereon (and labeled as "Typical Area"). The Typical Area is provided solely to establish a frame of reference and is not intended to suggest that the actual Unit is that size. In fact, as set forth above, many of the components included in determining the Typical Area, are Common Elements that are not exclusively owned.



SIX BEDROOMS | FIVE & ONE-HALF BATHS | GRAND SALON | FAMILY ROOM
SUMMER KITCHEN | SAUNA | SPA



ENCLOSED AREA:	5,146 sq ft / 478 m ²
TERRACE AREA:	1,801 sq ft / 167 m ²
TOTAL AREA:	6,947 sq ft / 645 m ²
PAINT TO PAINT: RESIDENCE: 3,994 sq ft / 366 m ²	

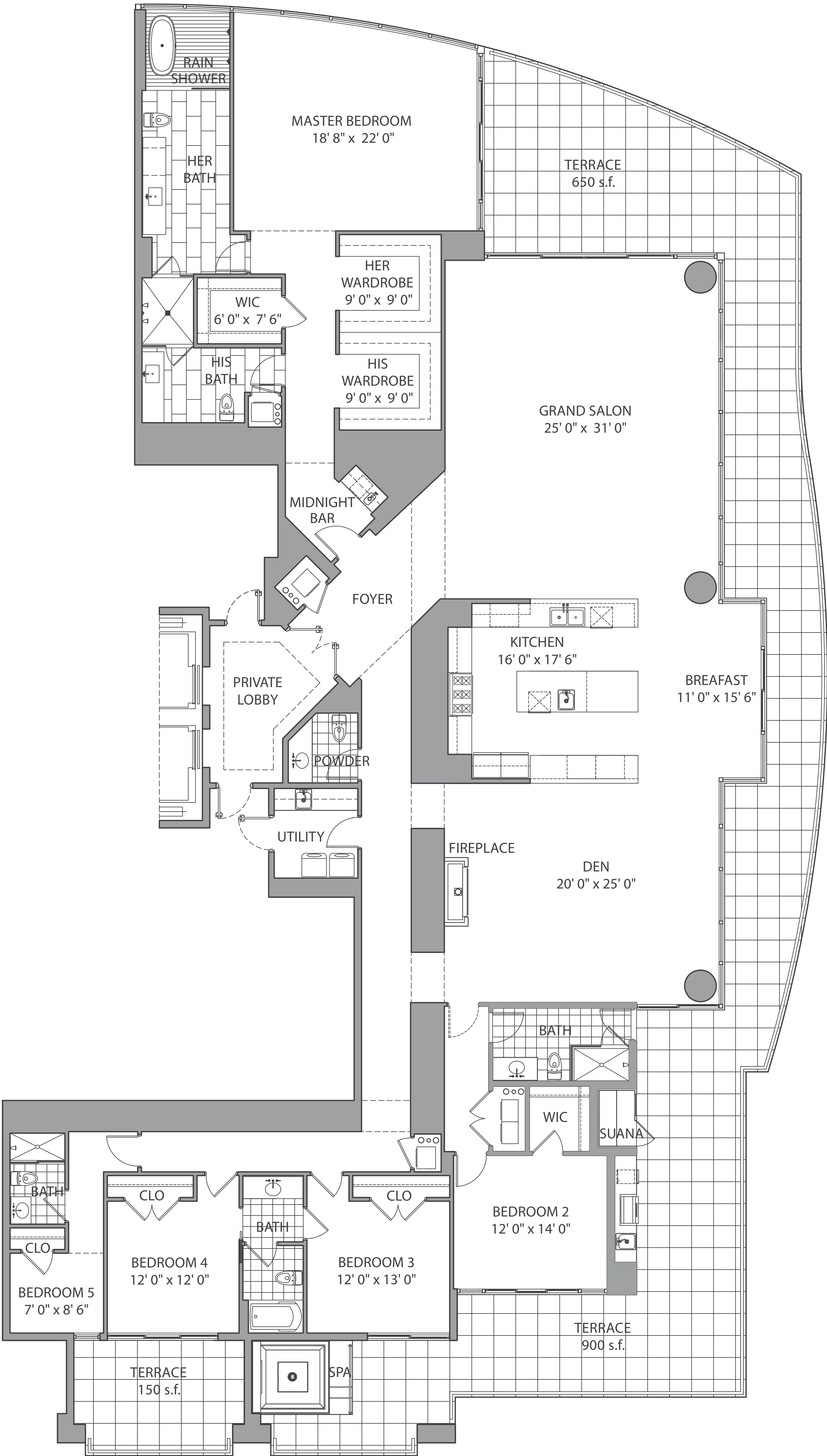


KEYPLAN / SCALE: 3/16" = 1'
N

Items depicted on the Floor Plan are conceptual only and are for the convenience of reference. They should not be relied upon as representations, express or implied, of the final details of the Unit. The Developer reserves the right to make modifications, revisions and changes it deems desirable in its sole and absolute discretion. All depictions of appliances, counters, soffits, floor coverings and other matters of detail are conceptual only and are not necessarily included in each Unit or, if included, are not necessarily intended to be of the size, shape or location indicated. Consult your Purchase Agreement and the Prospectus for the items included with the Unit. Dimensions and square footages are approximate, are subject to change in accordance with your Purchase Agreement, and may vary with actual construction. Given the nature of condominium ownership, the Unit boundaries are precisely defined in such a manner so that all components of the Building which are (or are potentially) utilized either by other Units or the Common Elements are excluded from the Unit. This would exclude, for instance, all structural walls, columns, etc. and essentially limits the Unit boundaries to the interior airspace between the perimeter walls and excludes all interior structural components. For the precise Unit boundaries, see Section 3.2 of the Declaration. For your reference, the area of the Unit, determined in accordance with these defined Unit boundaries, is set forth hereon (and labeled as "Unit Area"). Please note that the unique way of defining the boundaries actually makes the Unit appear to be smaller than it actually would be if standard architectural measuring techniques were used. Typically, apartments are measured to the exterior boundaries of the exterior walls and to the centerline of the interior demising walls, without excluding areas that may be occupied by columns or other structural components. The area, if calculated based upon standard architectural measuring techniques, is also set forth hereon (and labeled as "Typical Area"). The Typical Area is provided solely to establish a frame of reference and is not intended to suggest that the actual Unit is that size. In fact, as set forth above, many of the components included in determining the Typical Area, are Common Elements that are not exclusively owned.



FIVE BEDROOMS | FIVE & ONE-HALF BATHS | GRAND SALON | FAMILY ROOM
SUMMER KITCHEN | SAUNA | SPA



ENCLOSED AREA:	5,146 sq ft / 478 m ²
TERRACE AREA:	1,801 sq ft / 167 m ²
TOTAL AREA:	6,947 sq ft / 645 m ²
PAINT TO PAINT: RESIDENCE: 3,994 sq ft / 366 m ²	

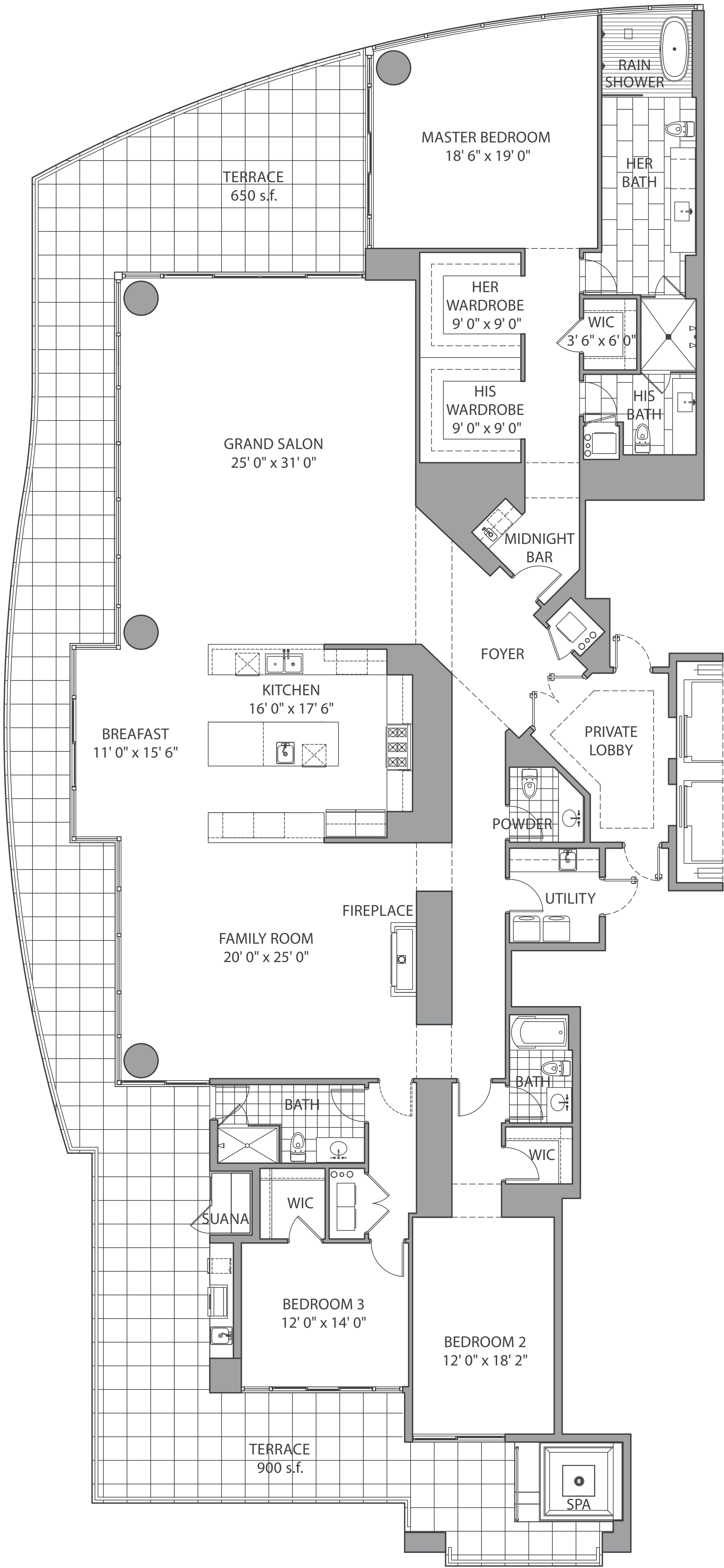


KEYPLAN / SCALE: 3/16" = 1'
N

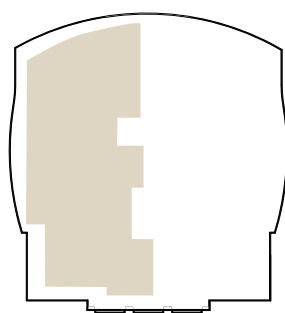
Items depicted on the Floor Plan are conceptual only and are for the convenience of reference. They should not be relied upon as representations, express or implied, of the final details of the Unit. The Developer reserves the right to make modifications, revisions and changes it deems desirable in its sole and absolute discretion. All depictions of appliances, counters, soffits, floor coverings and other matters of detail are conceptual only and are not necessarily included in each Unit or, if included, are not necessarily intended to be of the size, shape or location indicated. Consult your Purchase Agreement and the Prospectus for the items included with the Unit. Dimensions and square footages are approximate, are subject to change in accordance with your Purchase Agreement, and may vary with actual construction. Given the nature of condominium ownership, the Unit boundaries are precisely defined in such a manner so that all components of the Building which are (or are potentially) utilized either by other Units or the Common Elements are excluded from the Unit. This would exclude, for instance, all structural walls, columns, etc. and essentially limits the Unit boundaries to the interior airspace between the perimeter walls and excludes all interior structural components. For the precise Unit boundaries, see Section 3.2 of the Declaration. For your reference, the area of the Unit, determined in accordance with these defined Unit boundaries, is set forth hereon (and labeled as "Unit Area"). Please note that the unique way of defining the boundaries actually makes the Unit appear to be smaller than it actually would be if standard architectural measuring techniques were used. Typically, apartments are measured to the exterior boundaries of the exterior walls and to the centerline of the interior demising walls, without excluding areas that may be occupied by columns or other structural components. The area, if calculated based upon standard architectural measuring techniques, is also set forth hereon (and labeled as "Typical Area"). The Typical Area is provided solely to establish a frame of reference and is not intended to suggest that the actual Unit is that size. In fact, as set forth above, many of the components included in determining the Typical Area, are Common Elements that are not exclusively owned.



THREE BEDROOMS | FOUR & ONE-HALF BATHS | GRAND SALON | FAMILY ROOM
SUMMER KITCHEN | SAUNA | SPA



ENCLOSED AREA:	4,505 sq ft / 419 m ²
TERRACE AREA:	1,605 sq ft / 149 m ²
TOTAL AREA:	6,110 sq ft / 568 m ²
PAINT TO PAINT: RESIDENCE: 4,513 sq ft / 419 m ²	

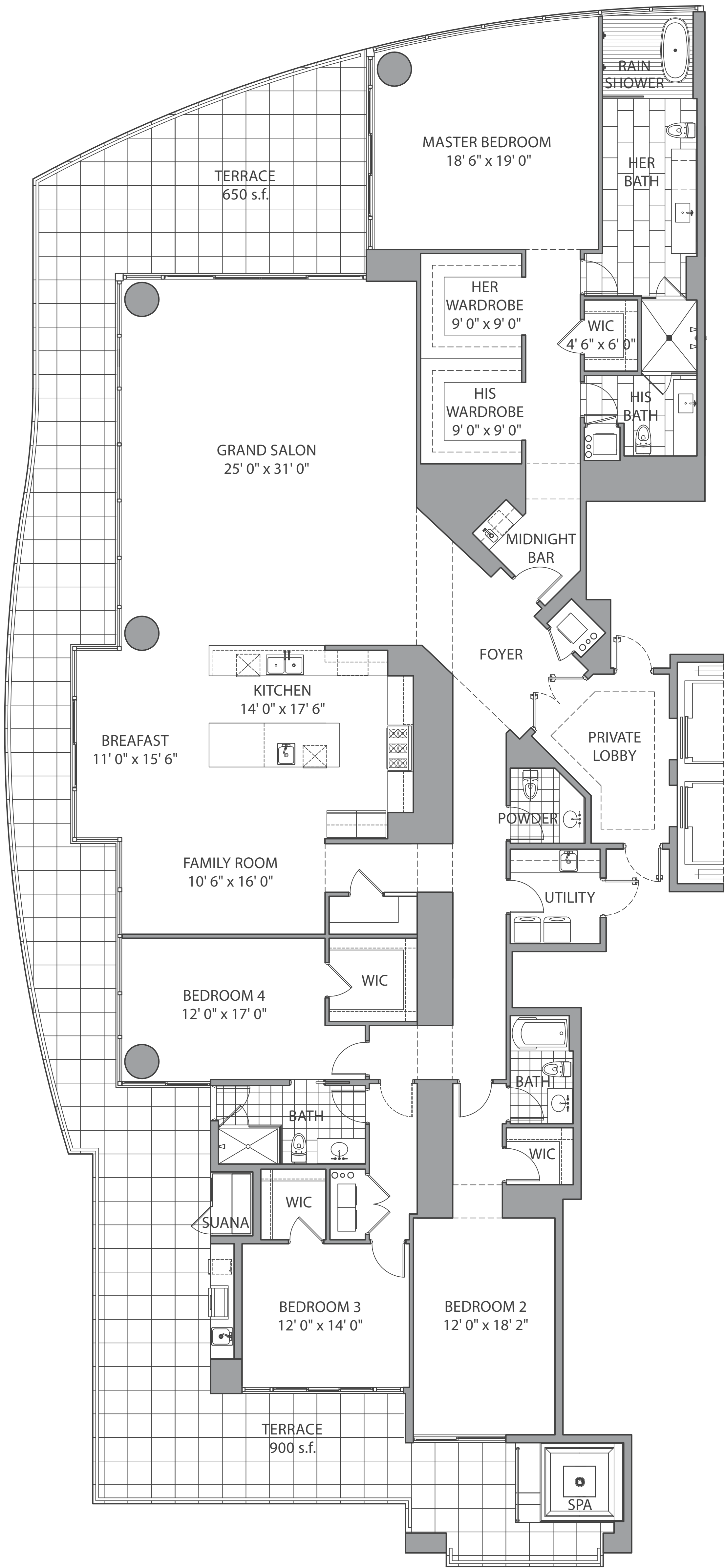


KEYPLAN / SCALE: 3/16" = 1'
N

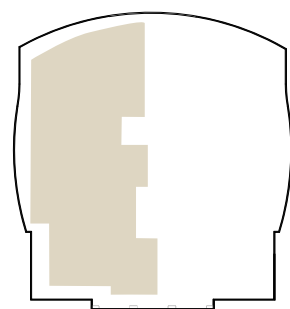
Items depicted on the Floor Plan are conceptual only and are for the convenience of reference. They should not be relied upon as representations, express or implied, of the final details of the Unit. The Developer reserves the right to make modifications, revisions and changes it deems desirable in its sole and absolute discretion. All depictions of appliances, counters, soffits, floor coverings and other matters of detail are conceptual only and are not necessarily included in each Unit or, if included, are not necessarily intended to be of the size, shape or location indicated. Consult your Purchase Agreement and the Prospectus for the items included with the Unit. Dimensions and square footages are approximate, are subject to change in accordance with your Purchase Agreement, and may vary with actual construction. Given the nature of condominium ownership, the Unit boundaries are precisely defined in such a manner so that all components of the Building which are (or are potentially) utilized either by other Units or the Common Elements are excluded from the Unit. This would exclude, for instance, all structural walls, columns, etc. and essentially limits the Unit boundaries to the interior airspace between the perimeter walls and excludes all interior structural components. For the precise Unit boundaries, see Section 3.2 of the Declaration. For your reference, the area of the Unit, determined in accordance with these defined Unit boundaries, is set forth hereon (and labeled as "Unit Area"). Please note that the unique way of defining the boundaries actually makes the Unit appear to be smaller than it actually would be if standard architectural measuring techniques were used. Typically, apartments are measured to the exterior boundaries of the exterior walls and to the centerline of the interior demising walls, without excluding areas that may be occupied by columns or other structural components. The area, if calculated based upon standard architectural measuring techniques, is also set forth hereon (and labeled as "Typical Area"). The Typical Area is provided solely to establish a frame of reference and is not intended to suggest that the actual Unit is that size. In fact, as set forth above, many of the components included in determining the Typical Area, are Common Elements that are not exclusively owned.



FOUR BEDROOMS | FOUR & ONE-HALF BATHS | GRAND SALON | FAMILY ROOM
SUMMER KITCHEN | SAUNA | SPA



ENCLOSED AREA:	4,505 sq ft / 419 m ²
TERRACE AREA:	1,605 sq ft / 149 m ²
TOTAL AREA:	6,110 sq ft / 568 m ²
PAINT TO PAINT: RESIDENCE:	4,513 sq ft / 419 m ²



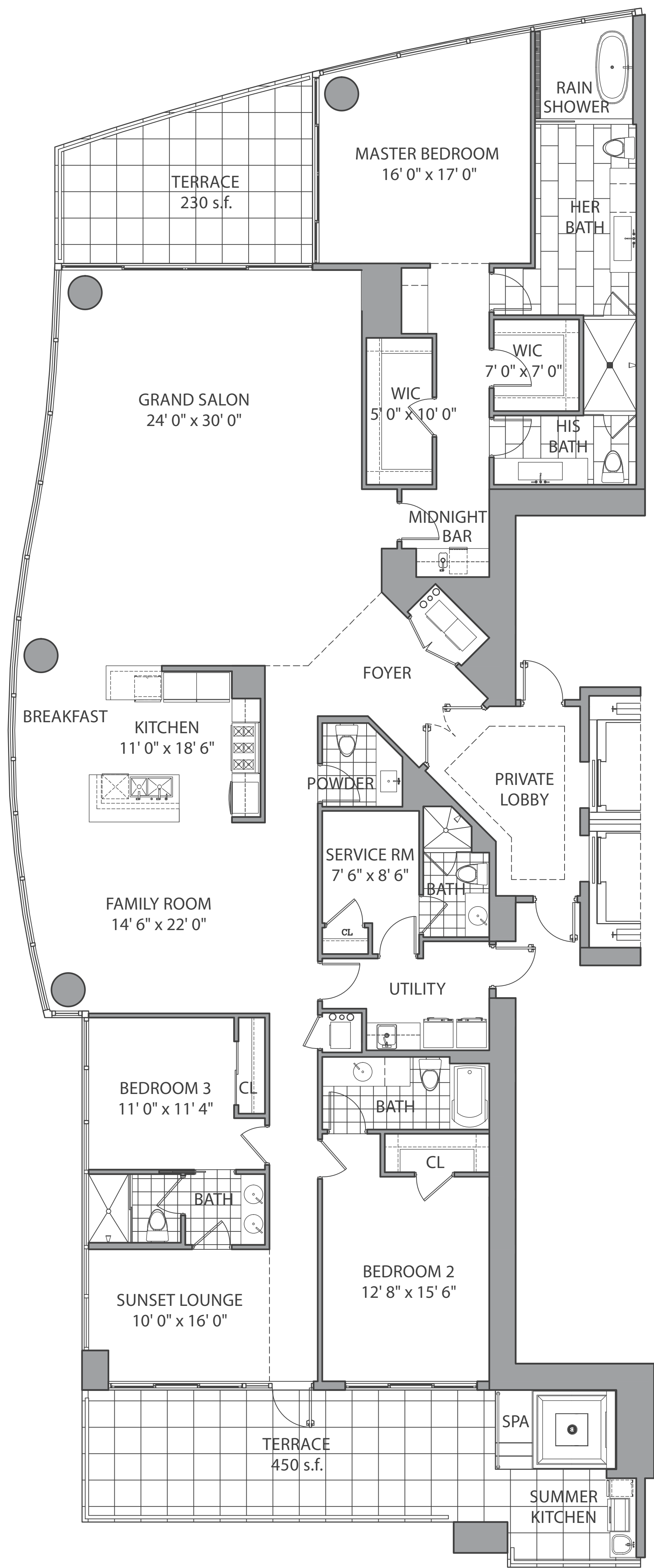
KEYPLAN / SCALE: 3/16" = 1'



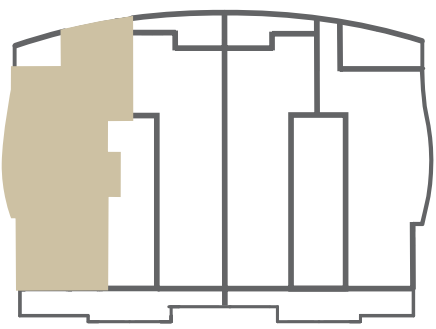
Items depicted on the Floor Plan are conceptual only and are for the convenience of reference. They should not be relied upon as representations, express or implied, of the final details of the Unit. The Developer reserves the right to make modifications, revisions and changes it deems desirable in its sole and absolute discretion. All depictions of appliances, counters, soffits, floor coverings and other matters of detail are conceptual only and are not necessarily included in each Unit or, if included, are not necessarily intended to be of the size, shape or location indicated. Consult your Purchase Agreement and the Prospectus for the items included with the Unit. Dimensions and square footages are approximate, are subject to change in accordance with your Purchase Agreement, and may vary with actual construction. Given the nature of condominium ownership, the Unit boundaries are precisely defined in such a manner so that all components of the Building which are (or are potentially) utilized either by other Units or the Common Elements are excluded from the Unit. This would exclude, for instance, all structural walls, columns, etc. and essentially limits the Unit boundaries to the interior airspace between the perimeter walls and excludes all interior structural components. For the precise Unit boundaries, see Section 3.2 of the Declaration. For your reference, the area of the Unit, determined in accordance with these defined Unit boundaries, is set forth hereon (and labeled as "Unit Area"). Please note that the unique way of defining the boundaries actually makes the Unit appear to be smaller than it actually would be if standard architectural measuring techniques were used. Typically, apartments are measured to the exterior boundaries of the exterior walls and to the centerline of the interior demising walls, without excluding areas that may be occupied by columns or other structural components. The area, if calculated based upon standard architectural measuring techniques, is also set forth hereon (and labeled as "Typical Area"). The Typical Area is provided solely to establish a frame of reference and is not intended to suggest that the actual Unit is that size. In fact, as set forth above, many of the components included in determining the Typical Area, are Common Elements that are not exclusively owned.



THREE BEDROOMS | FIVE & ONE-HALF BATHS | GRAND SALON | FAMILY ROOM | SUNSET LOUNGE
SUMMER KITCHEN | SPA | SERVICE ROOM



ENCLOSED AREA:	3,672 sq ft / 341 m ²
TERRACE AREA:	708 sq ft / 66 m ²
TOTAL AREA:	4,380 sq ft / 407 m ²
PAINT TO PAINT: RESIDENCE: 3,357 sq ft / 312 m ²	

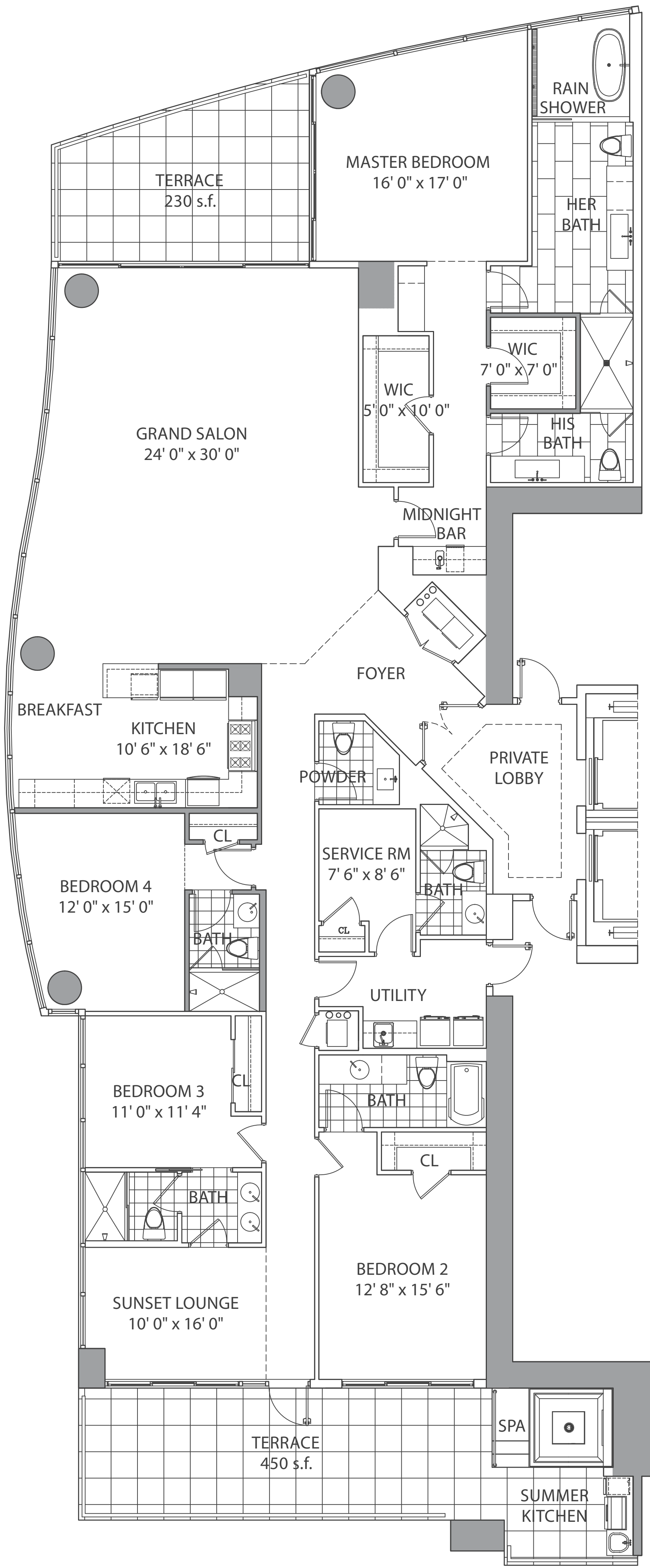


KEYPLAN / SCALE: 3/16" = 1'
N

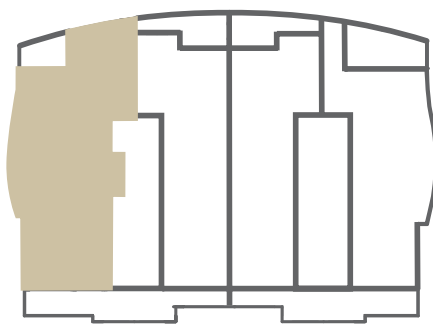
Items depicted on the Floor Plan are conceptual only and are for the convenience of reference. They should not be relied upon as representations, express or implied, of the final details of the Unit. The Developer reserves the right to make modifications, revisions and changes it deems desirable in its sole and absolute discretion. All depictions of appliances, counters, soffits, floor coverings and other matters of detail are conceptual only and are not necessarily included in each Unit or, if included, are not necessarily intended to be of the size, shape or location indicated. Consult your Purchase Agreement and the Prospectus for the items included with the Unit. Dimensions and square footages are approximate, are subject to change in accordance with your Purchase Agreement, and may vary with actual construction. Given the nature of condominium ownership, the Unit boundaries are precisely defined in such a manner so that all components of the Building which are (or are potentially) utilized either by other Units or the Common Elements are excluded from the Unit. This would exclude, for instance, all structural walls, columns, etc. and essentially limits the Unit boundaries to the interior airspace between the perimeter walls and excludes all interior structural components. For the precise Unit boundaries, see Section 3.2 of the Declaration. For your reference, the area of the Unit, determined in accordance with these defined Unit boundaries, is set forth hereon (and labeled as "Unit Area"). Please note that the unique way of defining the boundaries actually makes the Unit appear to be smaller than it actually would be if standard architectural measuring techniques were used. Typically, apartments are measured to the exterior boundaries of the exterior walls and to the centerline of the interior demising walls, without excluding areas that may be occupied by columns or other structural components. The area, if calculated based upon standard architectural measuring techniques, is also set forth hereon (and labeled as "Typical Area"). The Typical Area is provided solely to establish a frame of reference and is not intended to suggest that the actual Unit is that size. In fact, as set forth above, many of the components included in determining the Typical Area, are Common Elements that are not exclusively owned.



FOUR BEDROOMS | SIX & ONE-HALF BATHS | GRAND SALON | SUNSET LOUNGE
SUMMER KITCHEN | SPA | SERVICE ROOM



ENCLOSED AREA:	3,672 sq ft / 341 m ²
TERRACE AREA:	708 sq ft / 66 m ²
TOTAL AREA:	4,380 sq ft / 407 m ²
PAINT TO PAINT: RESIDENCE: 3,357 sq ft / 312 m ²	

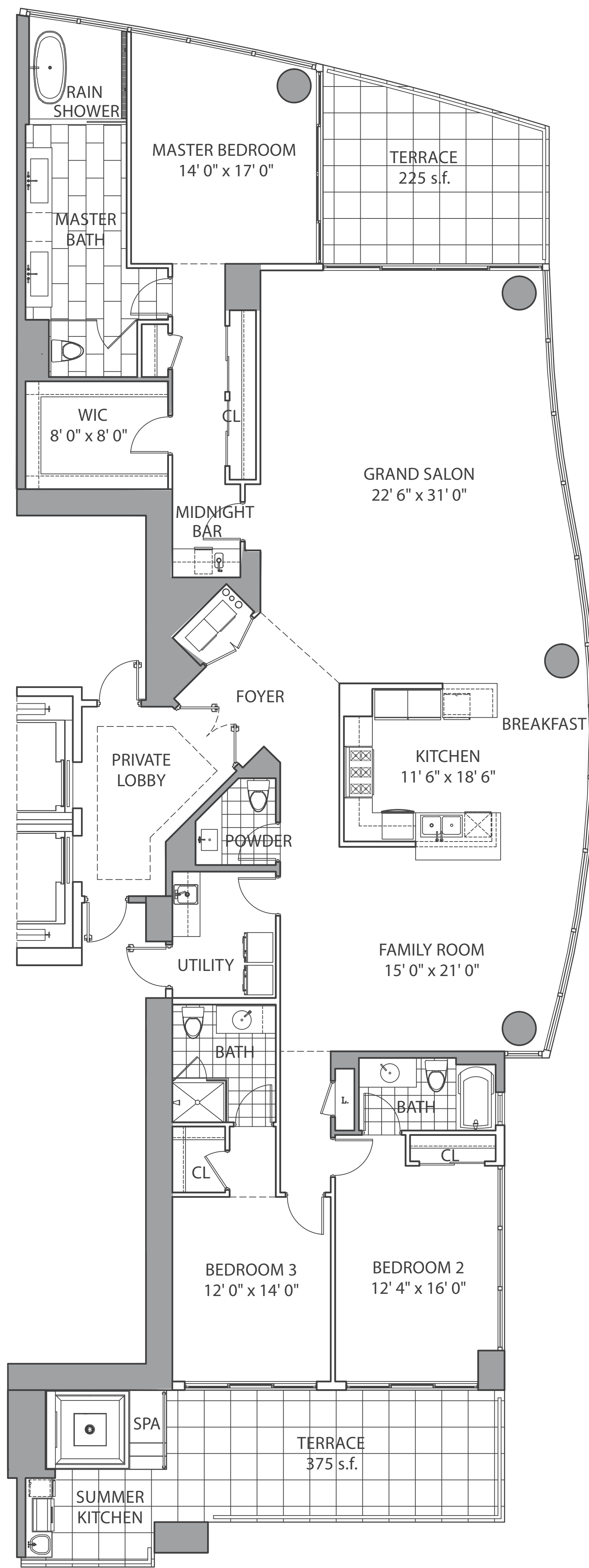


KEYPLAN / SCALE: 3/16" = 1'
N

Items depicted on the Floor Plan are conceptual only and are for the convenience of reference. They should not be relied upon as representations, express or implied, of the final details of the Unit. The Developer reserves the right to make modifications, revisions and changes it deems desirable in its sole and absolute discretion. All depictions of appliances, counters, soffits, floor coverings and other matters of detail are conceptual only and are not necessarily included in each Unit or, if included, are not necessarily intended to be of the size, shape or location indicated. Consult your Purchase Agreement and the Prospectus for the items included with the Unit. Dimensions and square footages are approximate, are subject to change in accordance with your Purchase Agreement, and may vary with actual construction. Given the nature of condominium ownership, the Unit boundaries are precisely defined in such a manner so that all components of the Building which are (or are potentially) utilized either by other Units or the Common Elements are excluded from the Unit. This would exclude, for instance, all structural walls, columns, etc. and essentially limits the Unit boundaries to the interior airspace between the perimeter walls and excludes all interior structural components. For the precise Unit boundaries, see Section 3.2 of the Declaration. For your reference, the area of the Unit, determined in accordance with these defined Unit boundaries, is set forth hereon (and labeled as "Unit Area"). Please note that the unique way of defining the boundaries actually makes the Unit appear to be smaller than it actually would be if standard architectural measuring techniques were used. Typically, apartments are measured to the exterior boundaries of the exterior walls and to the centerline of the interior demising walls, without excluding areas that may be occupied by columns or other structural components. The area, if calculated based upon standard architectural measuring techniques, is also set forth hereon (and labeled as "Typical Area"). The Typical Area is provided solely to establish a frame of reference and is not intended to suggest that the actual Unit is that size. In fact, as set forth above, many of the components included in determining the Typical Area, are Common Elements that are not exclusively owned.



THREE BEDROOMS | THREE & ONE-HALF BATHS | GRAND SALON | FAMILY ROOM
SUMMER KITCHEN | SPA



ENCLOSED AREA:	3,237 sq ft / 301 m ²
TERRACE AREA:	637 sq ft / 60 m ²
TOTAL AREA:	3,874 sq ft / 360 m ²
PAINT TO PAINT: RESIDENCE:	2,990 sq ft / 271 m ²



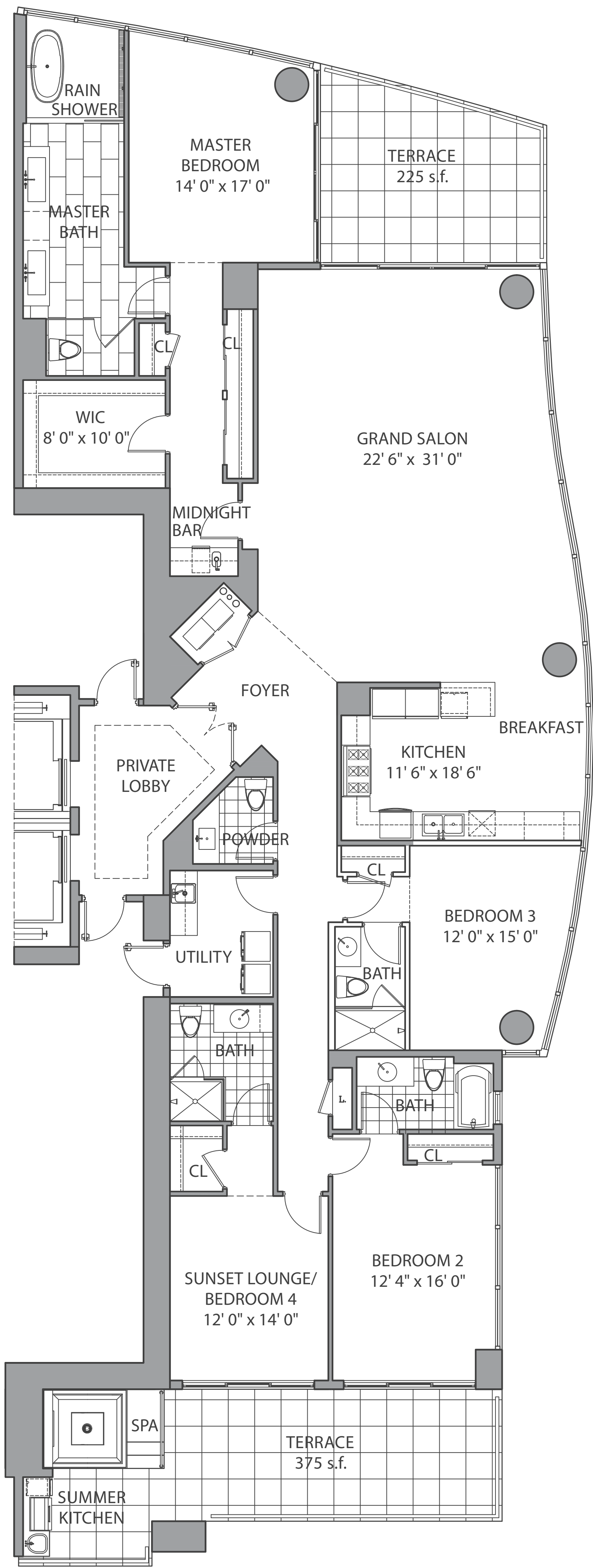
KEYPLAN / SCALE: 3/16" = 1'



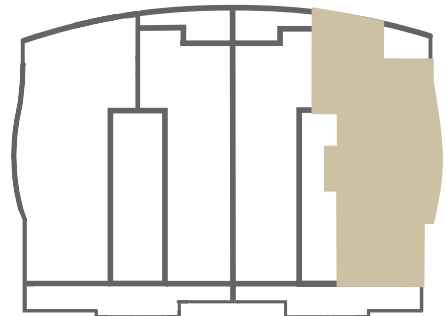
Items depicted on the Floor Plan are conceptual only and are for the convenience of reference. They should not be relied upon as representations, express or implied, of the final details of the Unit. The Developer reserves the right to make modifications, revisions and changes it deems desirable in its sole and absolute discretion. All depictions of appliances, counters, soffits, floor coverings and other matters of detail are conceptual only and are not necessarily included in each Unit or, if included, are not necessarily intended to be of the size, shape or location indicated. Consult your Purchase Agreement and the Prospectus for the items included with the Unit. Dimensions and square footages are approximate, are subject to change in accordance with your Purchase Agreement, and may vary with actual construction. Given the nature of condominium ownership, the Unit boundaries are precisely defined in such a manner so that all components of the Building which are (or are potentially) utilized either by other Units or the Common Elements are excluded from the Unit. This would exclude, for instance, all structural walls, columns, etc. and essentially limits the Unit boundaries to the interior airspace between the perimeter walls and excludes all interior structural components. For the precise Unit boundaries, see Section 3.2 of the Declaration. For your reference, the area of the Unit, determined in accordance with these defined Unit boundaries, is set forth hereon (and labeled as "Unit Area"). Please note that the unique way of defining the boundaries actually makes the Unit appear to be smaller than it actually would be if standard architectural measuring techniques were used. Typically, apartments are measured to the exterior boundaries of the exterior walls and to the centerline of the interior demising walls, without excluding areas that may be occupied by columns or other structural components. The area, if calculated based upon standard architectural measuring techniques, is also set forth hereon (and labeled as "Typical Area"). The Typical Area is provided solely to establish a frame of reference and is not intended to suggest that the actual Unit is that size. In fact, as set forth above, many of the components included in determining the Typical Area, are Common Elements that are not exclusively owned.



FOUR BEDROOMS | FOUR & ONE-HALF BATHS | GRAND SALON
SUMMER KITCHEN | SPA



ENCLOSED AREA:	3,237 sq ft / 301 m ²
TERRACE AREA:	637 sq ft / 60 m ²
TOTAL AREA:	3,874 sq ft / 360 m ²
PAINT TO PAINT: RESIDENCE: 2,990 sq ft / 271 m ²	

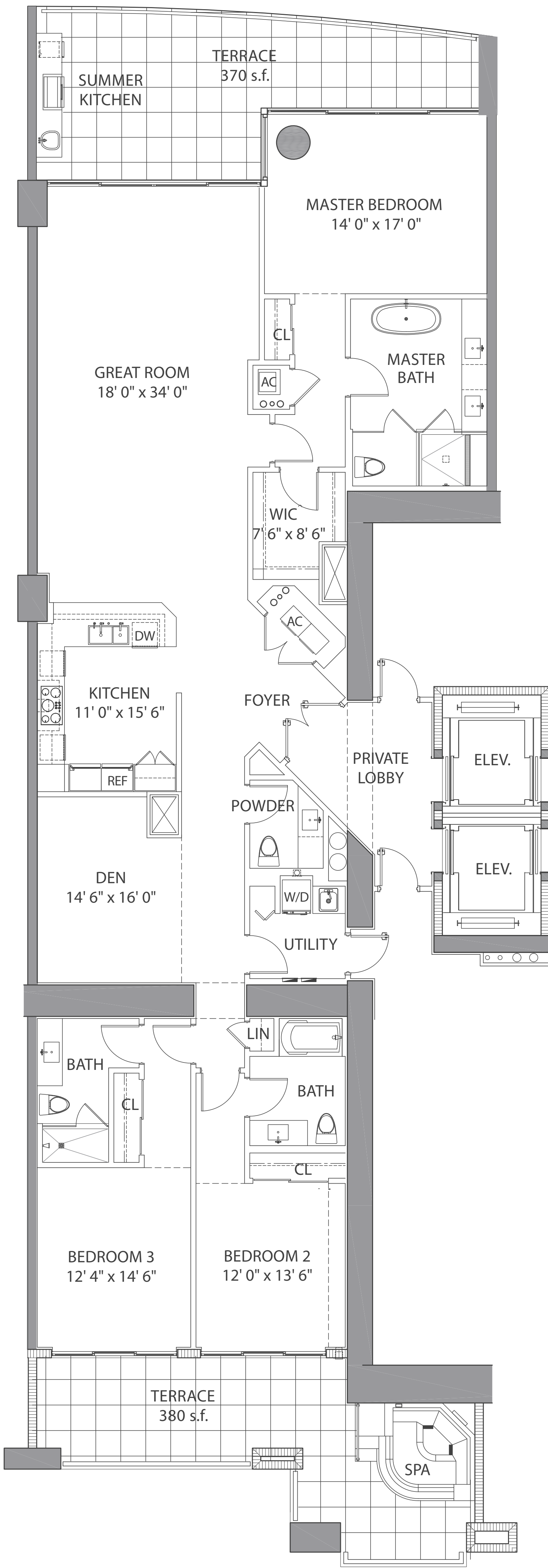


KEYPLAN / SCALE: 3/16" = 1'
N

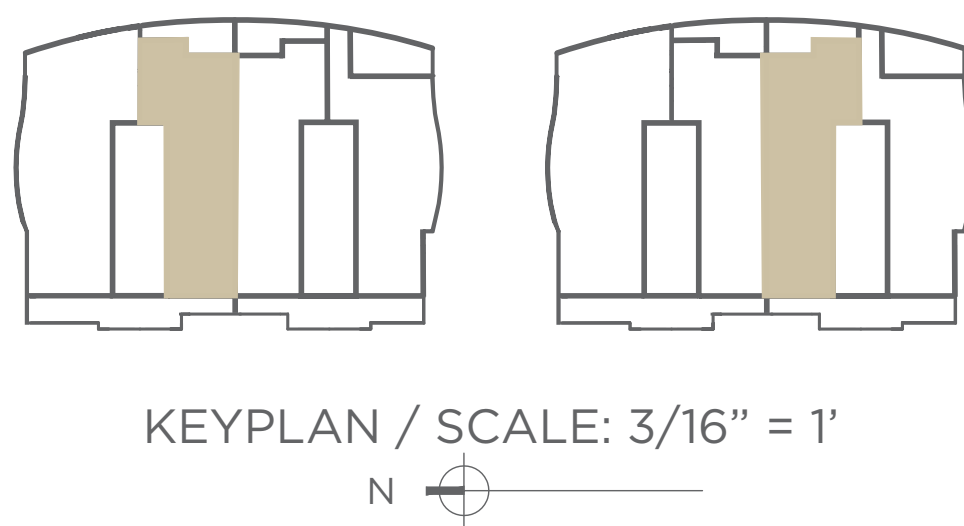
Items depicted on the Floor Plan are conceptual only and are for the convenience of reference. They should not be relied upon as representations, express or implied, of the final details of the Unit. The Developer reserves the right to make modifications, revisions and changes it deems desirable in its sole and absolute discretion. All depictions of appliances, counters, soffits, floor coverings and other matters of detail are conceptual only and are not necessarily included in each Unit or, if included, are not necessarily intended to be of the size, shape or location indicated. Consult your Purchase Agreement and the Prospectus for the items included with the Unit. Dimensions and square footages are approximate, are subject to change in accordance with your Purchase Agreement, and may vary with actual construction. Given the nature of condominium ownership, the Unit boundaries are precisely defined in such a manner so that all components of the Building which are (or are potentially) utilized either by other Units or the Common Elements are excluded from the Unit. This would exclude, for instance, all structural walls, columns, etc. and essentially limits the Unit boundaries to the interior airspace between the perimeter walls and excludes all interior structural components. For the precise Unit boundaries, see Section 3.2 of the Declaration. For your reference, the area of the Unit, determined in accordance with these defined Unit boundaries, is set forth hereon (and labeled as "Unit Area"). Please note that the unique way of defining the boundaries actually makes the Unit appear to be smaller than it actually would be if standard architectural measuring techniques were used. Typically, apartments are measured to the exterior boundaries of the exterior walls and to the centerline of the interior demising walls, without excluding areas that may be occupied by columns or other structural components. The area, if calculated based upon standard architectural measuring techniques, is also set forth hereon (and labeled as "Typical Area"). The Typical Area is provided solely to establish a frame of reference and is not intended to suggest that the actual Unit is that size. In fact, as set forth above, many of the components included in determining the Typical Area, are Common Elements that are not exclusively owned.



THREE BEDROOMS | THREE & ONE-HALF BATHS | GREAT ROOM | DEN
SUMMER KITCHEN | SPA



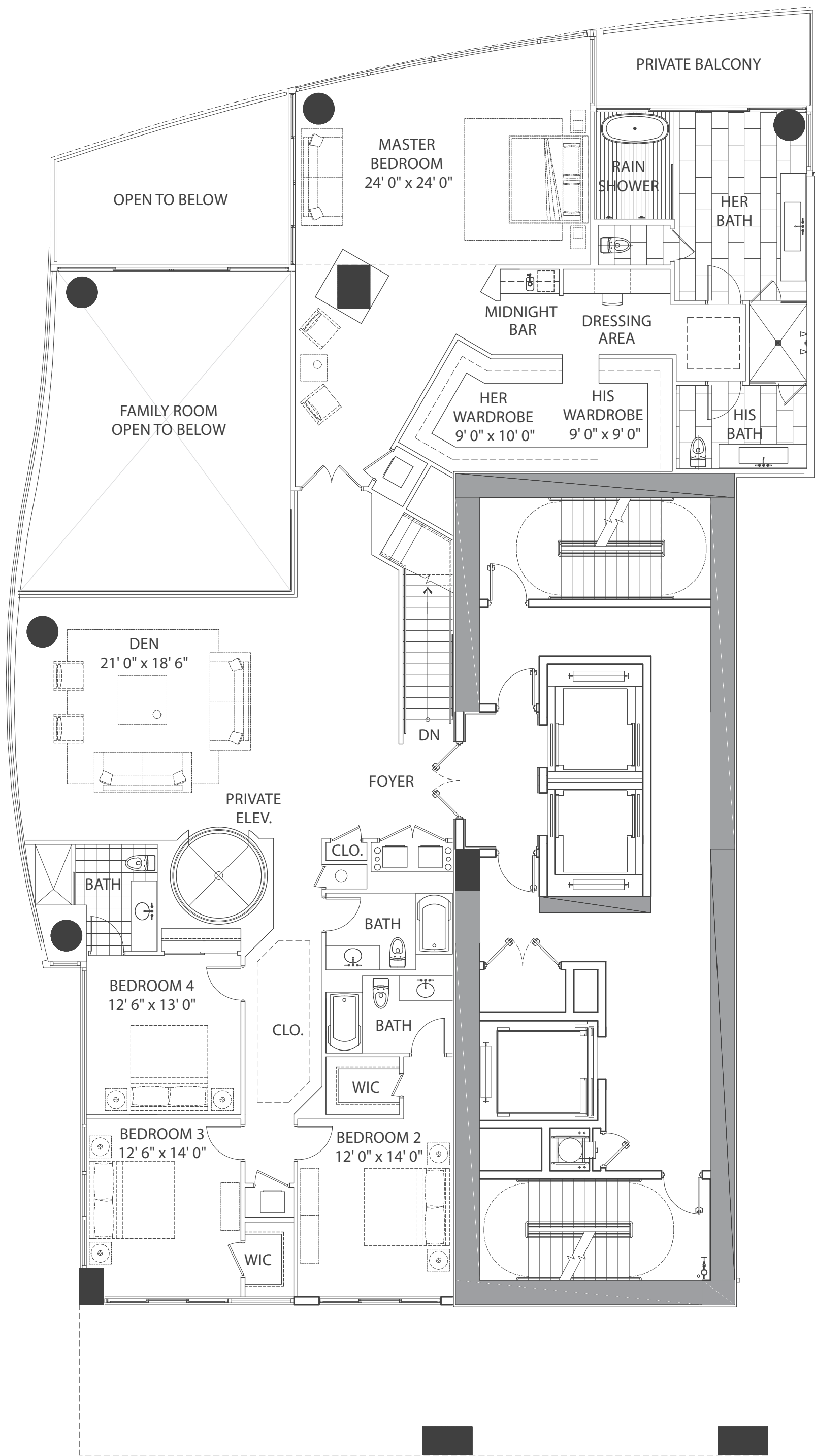
ENCLOSED AREA:	2,897 sq ft / 269 m ²
TERRACE AREA:	739 sq ft / 69 m ²
TOTAL AREA:	3,636 sq ft / 338 m ²
PAINT TO PAINT: RESIDENCE: 2,583 sq ft / 240 m ²	



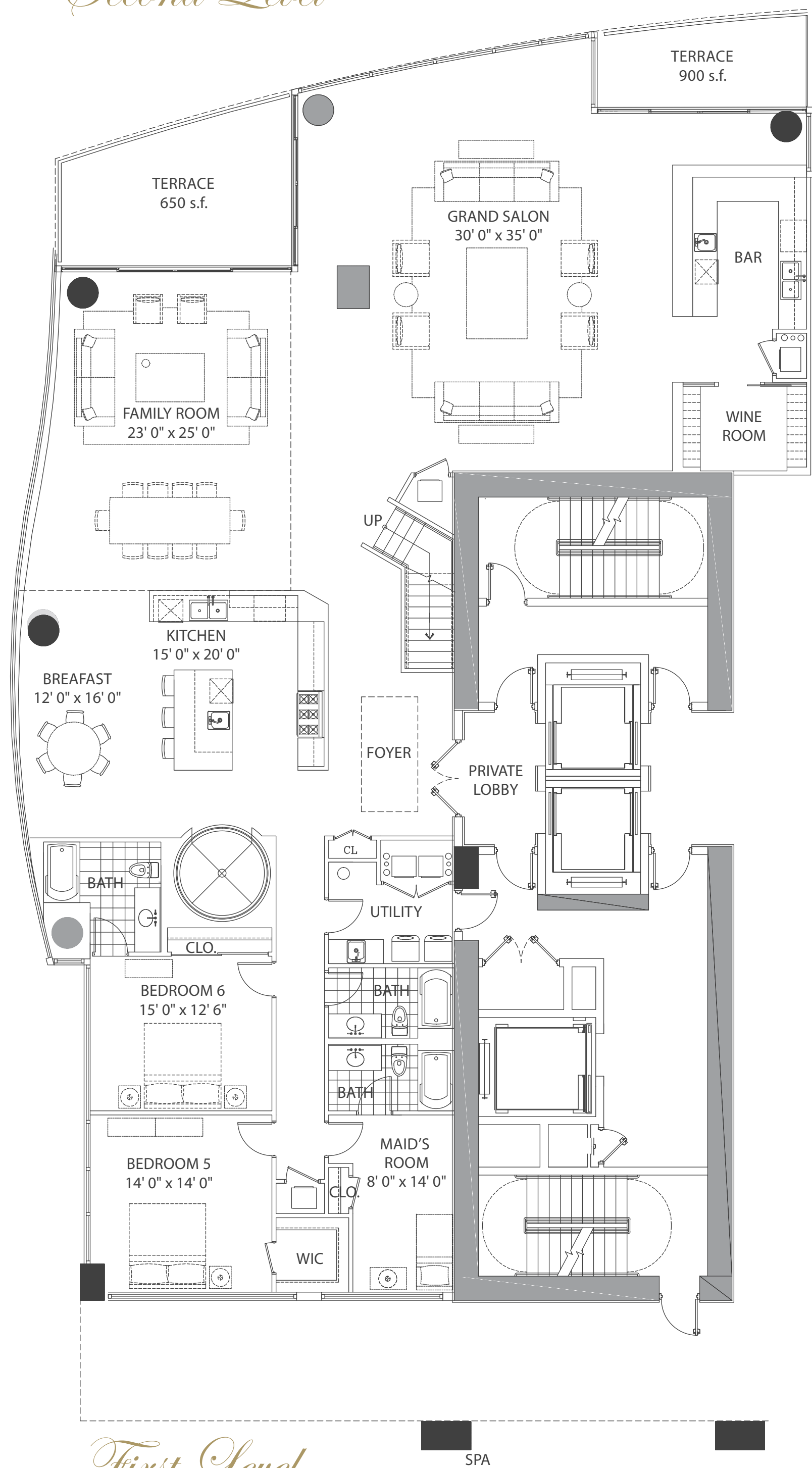
Items depicted on the Floor Plan are conceptual only and are for the convenience of reference. They should not be relied upon as representations, express or implied, of the final details of the Unit. The Developer reserves the right to make modifications, revisions and changes it deems desirable in its sole and absolute discretion. All depictions of appliances, counters, soffits, floor coverings and other matters of detail are conceptual only and are not necessarily included in each Unit or, if included, are not necessarily intended to be of the size, shape or location indicated. Consult your Purchase Agreement and the Prospectus for the items included with the Unit. Dimensions and square footages are approximate, are subject to change in accordance with your Purchase Agreement, and may vary with actual construction. Given the nature of condominium ownership, the Unit boundaries are precisely defined in such a manner so that all components of the Building which are (or are potentially) utilized either by other Units or the Common Elements are excluded from the Unit. This would exclude, for instance, all structural walls, columns, etc. and essentially limits the Unit boundaries to the interior airspace between the perimeter walls and excludes all interior structural components. For the precise Unit boundaries, see Section 3.2 of the Declaration. For your reference, the area of the Unit, determined in accordance with these defined Unit boundaries, is set forth hereon (and labeled as "Unit Area"). Please note that the unique way of defining the boundaries actually makes the Unit appear to be smaller than it actually would be if standard architectural measuring techniques were used. Typically, apartments are measured to the exterior boundaries of the exterior walls and to the centerline of the interior demising walls, without excluding areas that may be occupied by columns or other structural components. The area, if calculated based upon standard architectural measuring techniques, is also set forth hereon (and labeled as "Typical Area"). The Typical Area is provided solely to establish a frame of reference and is not intended to suggest that the actual Unit is that size. In fact, as set forth above, many of the components included in determining the Typical Area, are Common Elements that are not exclusively owned.



SIX BEDROOMS | EIGHT BATHS | GRAND SALON | FAMILY ROOM | DEN | MAID’S ROOM
POOL | SPA | SUMMER KITCHEN | WINE ROOM



Second Level



First Level

ENCLOSED AREA:	8,022 sq ft / 745 m ²
TERRACE AREA:	2,372 sq ft / 220 m ²
TOTAL AREA:	10,394 sq ft / 966 m ²
PAINT TO PAINT: RESIDENCE:	7,061 sq ft / 656 m ²

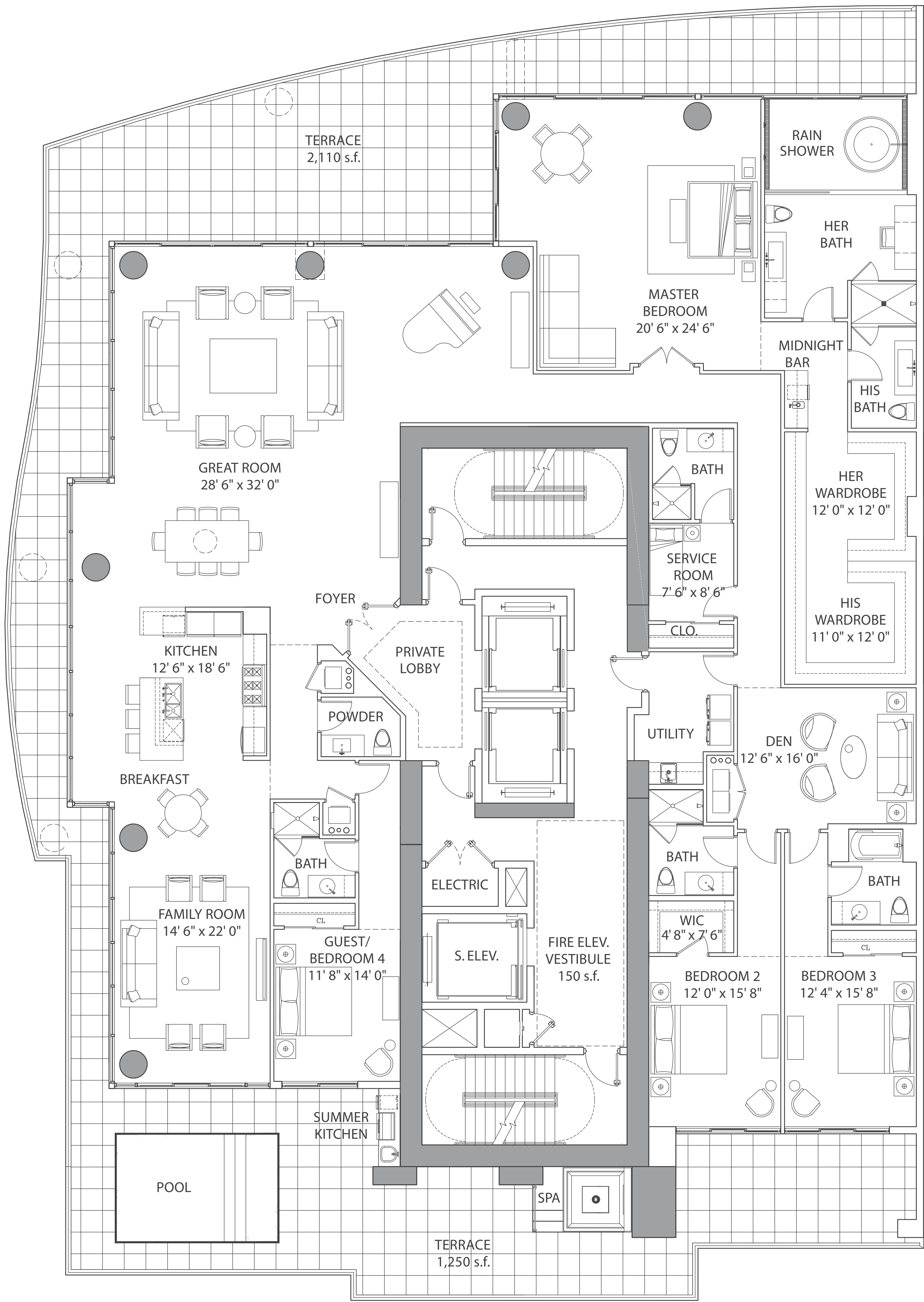


KEYPLAN / SCALE: 3/16" = 1'
N

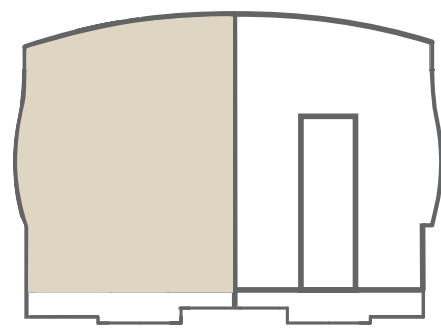
Items depicted on the Floor Plan are conceptual only and are for the convenience of reference. They should not be relied upon as representations, express or implied, of the final details of the Unit. The Developer reserves the right to make modifications, revisions and changes it deems desirable in its sole and absolute discretion. All depictions of appliances, counters, soffits, floor coverings and other matters of detail are conceptual only and are not necessarily included in each Unit or, if included, are not necessarily intended to be of the size, shape or location indicated. Consult your Purchase Agreement and the Prospectus for the items included with the Unit. Dimensions and square footages are approximate, are subject to change in accordance with your Purchase Agreement, and may vary with actual construction. Given the nature of condominium ownership, the Unit boundaries are precisely defined in such a manner so that all components of the Building which are (or are potentially) utilized either by other Units or the Common Elements are excluded from the Unit. This would exclude, for instance, all structural walls, columns, etc. and essentially limits the Unit boundaries to the interior airspace between the perimeter walls and excludes all interior structural components. For the precise Unit boundaries, see Section 3.2 of the Declaration. For your reference, the area of the Unit, determined in accordance with these defined Unit boundaries, is set forth hereon (and labeled as "Unit Area"). Please note that the unique way of defining the boundaries actually makes the Unit appear to be smaller than it actually would be if standard architectural measuring techniques were used. Typically, apartments are measured to the exterior boundaries of the exterior walls and to the centerline of the interior demising walls, without excluding areas that may be occupied by columns or other structural components. The area, if calculated based upon standard architectural measuring techniques, is also set forth hereon (and labeled as "Typical Area"). The Typical Area is provided solely to establish a frame of reference and is not intended to suggest that the actual Unit is that size. In fact, as set forth above, many of the components included in determining the Typical Area, are Common Elements that are not exclusively owned.

CASA DI SOGNI
888 VIA ACQUALINA

FOUR BEDROOMS | SIX & ONE-HALF BATHS | GREAT ROOM | FAMILY ROOM | BREAKFAST AREA
SERVICE ROOM | POOL | SPA | SUMMER KITCHEN



ENCLOSED AREA:	5,530 sq ft / 514 m ²
TERRACE AREA:	2,393 sq ft / 222 m ²
TOTAL AREA:	7,923 sq ft / 736 m ²
PAINT TO PAINT: RESIDENCE: 4,582 sq ft / 426 m ²	

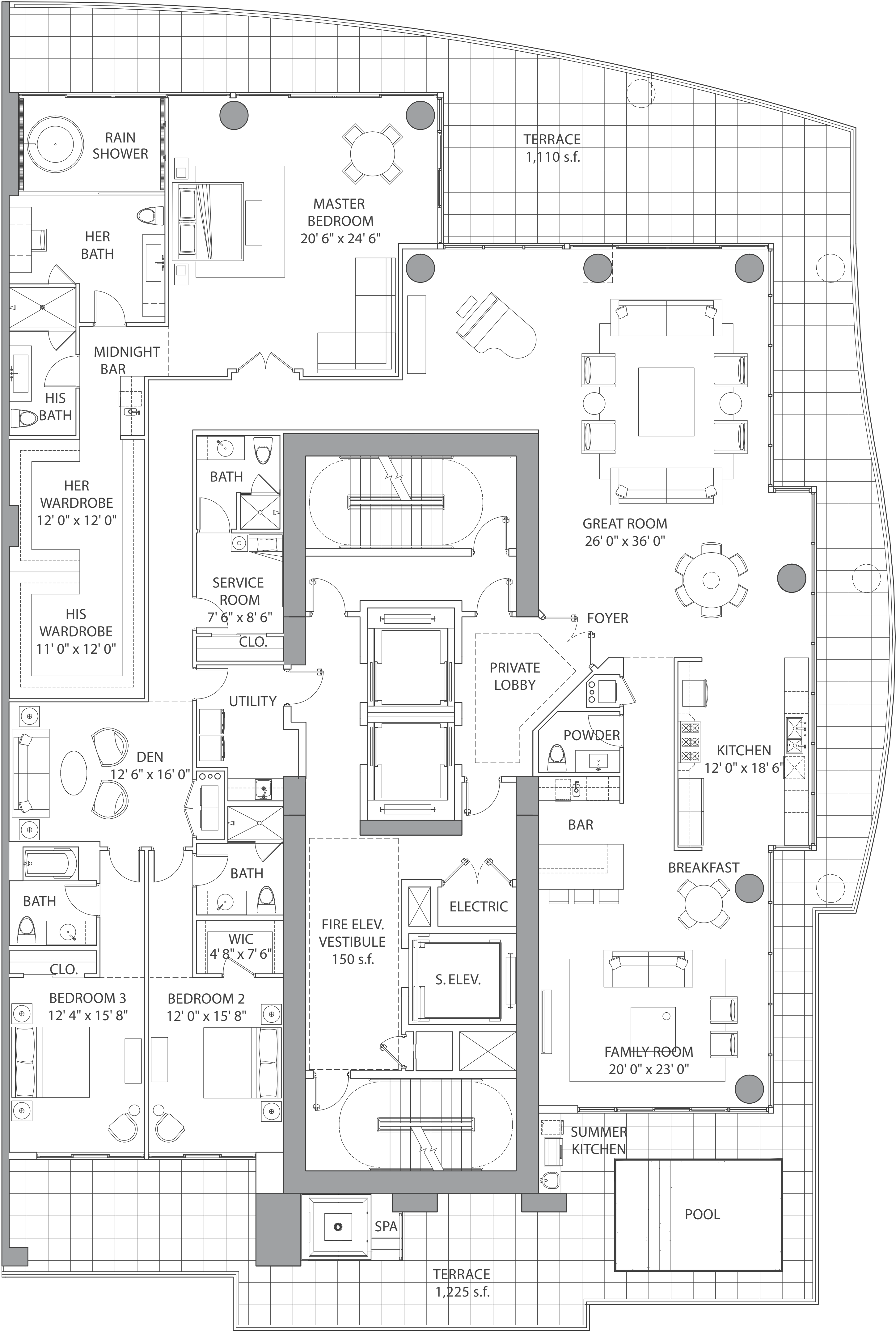


KEYPLAN / SCALE: 3/16" = 1'
N

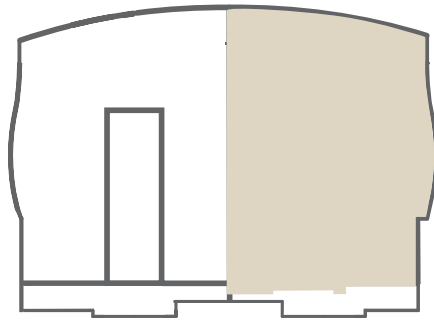
Items depicted on the Floor Plan are conceptual only and are for the convenience of reference. They should not be relied upon as representations, express or implied, of the final details of the Unit. The Developer reserves the right to make modifications, revisions and changes it deems desirable in its sole and absolute discretion. All depictions of appliances, counters, soffits, floor coverings and other matters of detail are conceptual only and are not necessarily included in each Unit or, if included, are not necessarily intended to be of the size, shape or location indicated. Consult your Purchase Agreement and the Prospectus for the items included with the Unit. Dimensions and square footages are approximate, are subject to change in accordance with your Purchase Agreement, and may vary with actual construction. Given the nature of condominium ownership, the Unit boundaries are precisely defined in such a manner so that all components of the Building which are (or are potentially) utilized either by other Units or the Common Elements are excluded from the Unit. This would exclude, for instance, all structural walls, columns, etc. and essentially limits the Unit boundaries to the interior airspace between the perimeter walls and excludes all interior structural components. For the precise Unit boundaries, see Section 3.2 of the Declaration. For your reference, the area of the Unit, determined in accordance with these defined Unit boundaries, is set forth hereon (and labeled as "Unit Area"). Please note that the unique way of defining the boundaries actually makes the Unit appear to be smaller than it actually would be if standard architectural measuring techniques were used. Typically, apartments are measured to the exterior boundaries of the exterior walls and to the centerline of the interior demising walls, without excluding areas that may be occupied by columns or other structural components. The area, if calculated based upon standard architectural measuring techniques, is also set forth hereon (and labeled as "Typical Area"). The Typical Area is provided solely to establish a frame of reference and is not intended to suggest that the actual Unit is that size. In fact, as set forth above, many of the components included in determining the Typical Area, are Common Elements that are not exclusively owned.



THREE BEDROOMS | FIVE & ONE-HALF BATHS | GREAT ROOM | FAMILY ROOM | BREAKFAST AREA
SERVICE ROOM | POOL | SPA | SUMMER KITCHEN



ENCLOSED AREA:	5,096 sq ft / 4731 m ²
TERRACE AREA:	2,321 sq ft / 216 m ²
TOTAL AREA:	7,417 sq ft / 689 m ²
PAINT TO PAINT: RESIDENCE: 4,994 sq ft / 565 m ²	

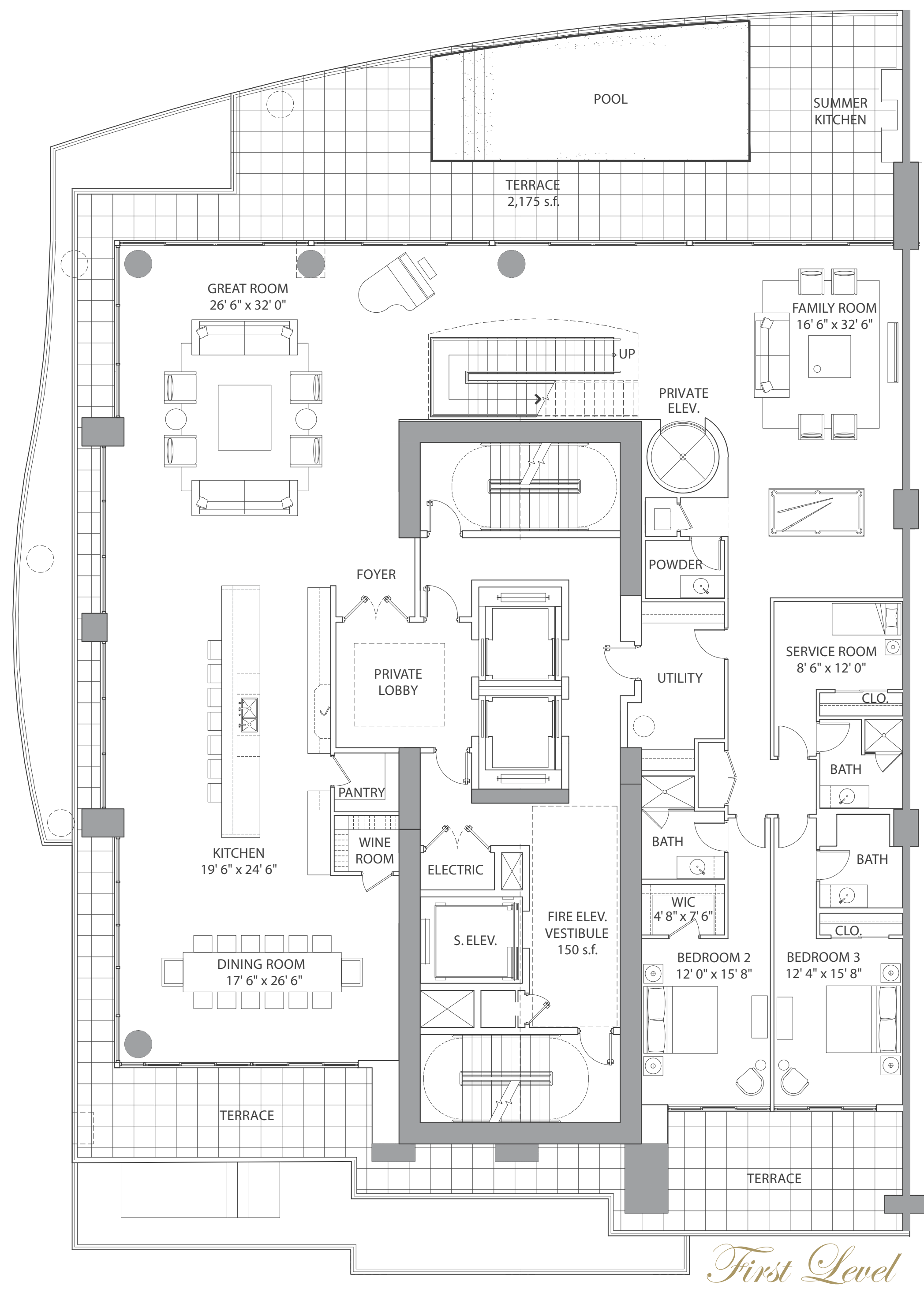
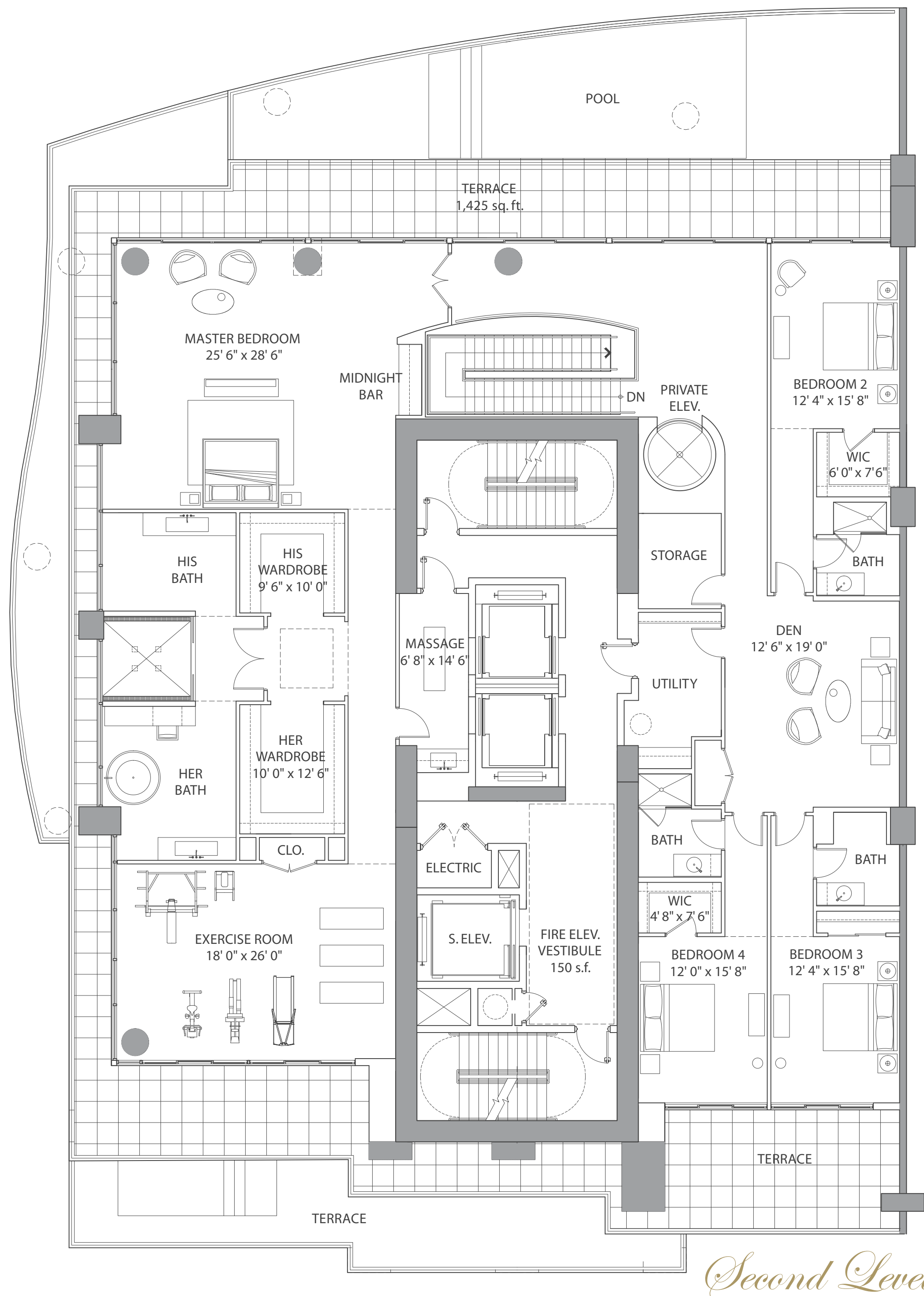


KEYPLAN / SCALE: 3/16" = 1'
N

Items depicted on the Floor Plan are conceptual only and are for the convenience of reference. They should not be relied upon as representations, express or implied, of the final details of the Unit. The Developer reserves the right to make modifications, revisions and changes it deems desirable in its sole and absolute discretion. All depictions of appliances, counters, soffits, floor coverings and other matters of detail are conceptual only and are not necessarily included in each Unit or, if included, are not necessarily intended to be of the size, shape or location indicated. Consult your Purchase Agreement and the Prospectus for the items included with the Unit. Dimensions and square footages are approximate, are subject to change in accordance with your Purchase Agreement, and may vary with actual construction. Given the nature of condominium ownership, the Unit boundaries are precisely defined in such a manner so that all components of the Building which are (or are potentially) utilized either by other Units or the Common Elements are excluded from the Unit. This would exclude, for instance, all structural walls, columns, etc. and essentially limits the Unit boundaries to the interior airspace between the perimeter walls and excludes all interior structural components. For the precise Unit boundaries, see Section 3.2 of the Declaration. For your reference, the area of the Unit, determined in accordance with these defined Unit boundaries, is set forth hereon (and labeled as "Unit Area"). Please note that the unique way of defining the boundaries actually makes the Unit appear to be smaller than it actually would be if standard architectural measuring techniques were used. Typically, apartments are measured to the exterior boundaries of the exterior walls and to the centerline of the interior demising walls, without excluding areas that may be occupied by columns or other structural components. The area, if calculated based upon standard architectural measuring techniques, is also set forth hereon (and labeled as "Typical Area"). The Typical Area is provided solely to establish a frame of reference and is not intended to suggest that the actual Unit is that size. In fact, as set forth above, many of the components included in determining the Typical Area, are Common Elements that are not exclusively owned.

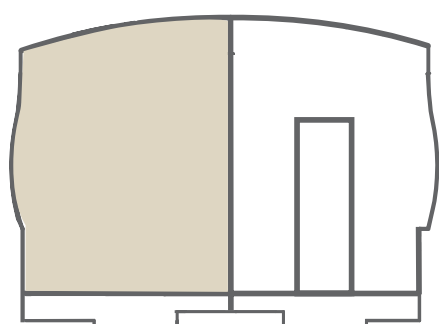
CASA DI OCEANA
888 VIA ACQUALINA

SIX BEDROOMS | SEVEN & ONE-HALF BATHS | GREAT ROOM | FAMILY ROOM | DINING ROOM | EXERCISE ROOM
BREAKFAST AREA | PRIVATE ELEVATOR | SERVICE ROOM | POOL | SUMMER KITCHEN | WINE ROOM



ENCLOSED AREA:	9,856 sq ft / 4731 m ²
TERRACE AREA:	3,234 sq ft / 216 m ²
TOTAL AREA:	13,680 sq ft / 689 m ²

PAINT TO PAINT: RESIDENCE: 7,645 sq ft / 803 m²



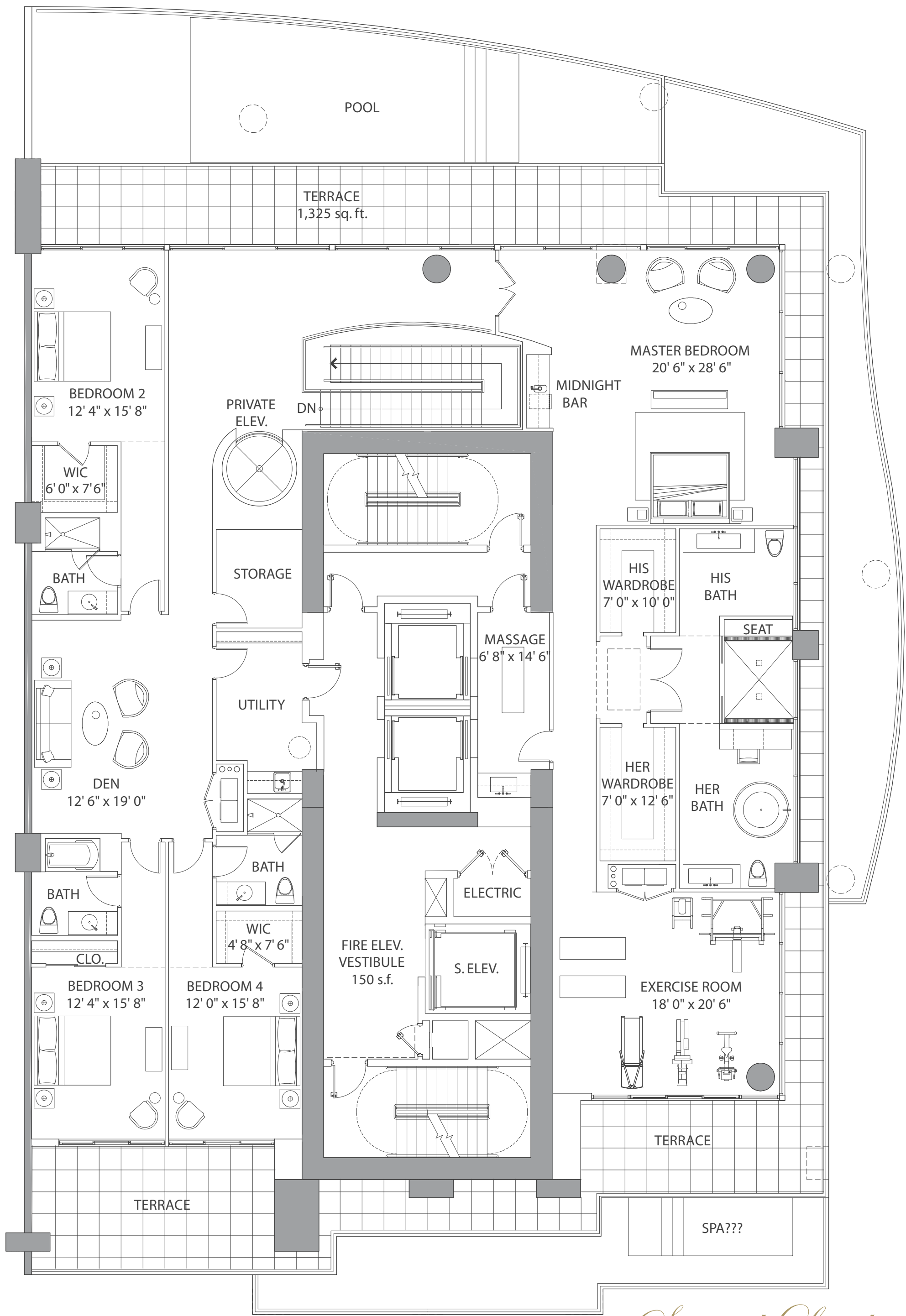
KEYPLAN / SCALE: 3/16" = 1'



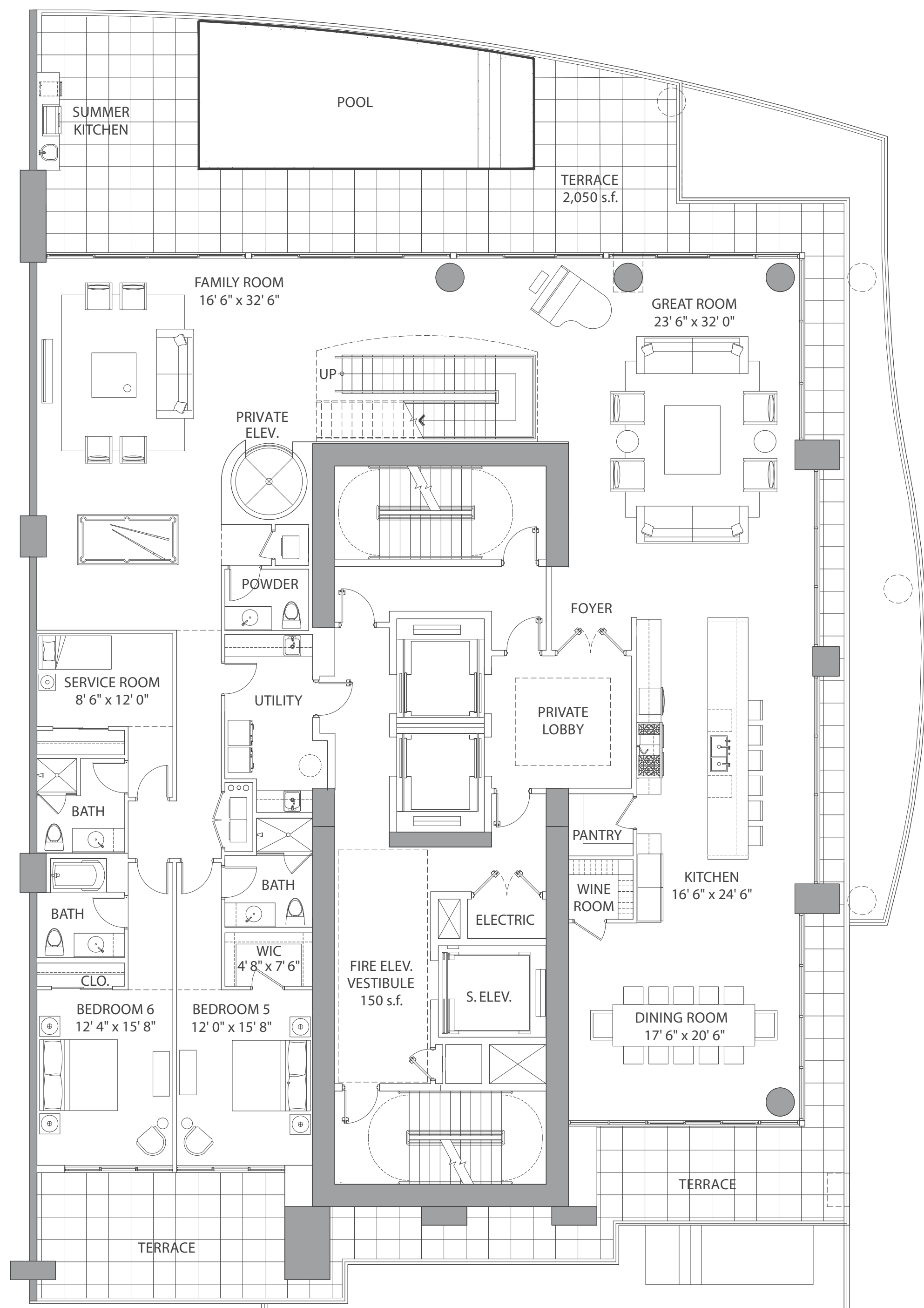
Items depicted on the Floor Plan are conceptual only and are for the convenience of reference. They should not be relied upon as representations, express or implied, of the final details of the Unit. The Developer reserves the right to make modifications, revisions and changes it deems desirable in its sole and absolute discretion. All depictions of appliances, counters, soffits, floor coverings and other matters of detail are conceptual only and are not necessarily included in each Unit or, if included, are not necessarily intended to be of the size, shape or location indicated. Consult your Purchase Agreement and the Prospectus for the items included with the Unit. Dimensions and square footages are approximate, are subject to change in accordance with your Purchase Agreement, and may vary with actual construction. Given the nature of condominium ownership, the Unit boundaries are precisely defined in such a manner so that all components of the Building which are (or are potentially) utilized either by other Units or the Common Elements are excluded from the Unit. This would exclude, for instance, all structural walls, columns, etc. and essentially limits the Unit boundaries to the interior airspace between the perimeter walls and excludes all interior structural components. For the precise Unit boundaries, see Section 3.2 of the Declaration. For your reference, the area of the Unit, determined in accordance with these defined Unit boundaries, is set forth hereon (and labeled as "Unit Area"). Please note that the unique way of defining the boundaries actually makes the Unit appear to be smaller than it actually would be if standard architectural measuring techniques were used. Typically, apartments are measured to the exterior boundaries of the exterior walls and to the centerline of the interior demising walls, without excluding areas that may be occupied by columns or other structural components. The area, if calculated based upon standard architectural measuring techniques, is also set forth hereon (and labeled as "Typical Area"). The Typical Area is provided solely to establish a frame of reference and is not intended to suggest that the actual Unit is that size. In fact, as set forth above, many of the components included in determining the Typical Area, are Common Elements that are not exclusively owned.

CASA DI RICCHEZZE
888 VIA ACQUALINA

SIX BEDROOMS | EIGHT & ONE-HALF BATHS | GREAT ROOM | FAMILY ROOM | DINING ROOM | EXERCISE ROOM
PRIVATE ELEVATOR | SERVICE ROOM | POOL | SUMMER KITCHEN | WINE ROOM

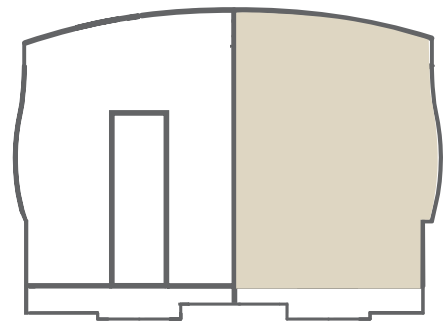


Second Level



First Level

ENCLOSED AREA:	8,968 sq ft / 833 m ²
TERRACE AREA:	312 sq ft / 29 m ²
TOTAL AREA:	9,280 sq ft / 862 m ²
PAINT TO PAINT: RESIDENCE: 7,802 sq ft / 725 m ²	



KEYPLAN / SCALE: 3/16" = 1'
N

Items depicted on the Floor Plan are conceptual only and are for the convenience of reference. They should not be relied upon as representations, express or implied, of the final details of the Unit. The Developer reserves the right to make modifications, revisions and changes it deems desirable in its sole and absolute discretion. All depictions of appliances, counters, soffits, floor coverings and other matters of detail are conceptual only and are not necessarily included in each Unit or, if included, are not necessarily intended to be of the size, shape or location indicated. Consult your Purchase Agreement and the Prospectus for the items included with the Unit. Dimensions and square footages are approximate, are subject to change in accordance with your Purchase Agreement, and may vary with actual construction. Given the nature of condominium ownership, the Unit boundaries are precisely defined in such a manner so that all components of the Building which are (or are potentially) utilized either by other Units or the Common Elements are excluded from the Unit. This would exclude, for instance, all structural walls, columns, etc. and essentially limits the Unit boundaries to the interior airspace between the perimeter walls and excludes all interior structural components. For the precise Unit boundaries, see Section 3.2 of the Declaration. For your reference, the area of the Unit, determined in accordance with these defined Unit boundaries, is set forth hereon (and labeled as "Unit Area"). Please note that the unique way of defining the boundaries actually makes the Unit appear to be smaller than it actually would be if standard architectural measuring techniques were used. Typically, apartments are measured to the exterior boundaries of the exterior walls and to the centerline of the interior demising walls, without excluding areas that may be occupied by columns or other structural components. The area, if calculated based upon standard architectural measuring techniques, is also set forth hereon (and labeled as "Typical Area"). The Typical Area is provided solely to establish a frame of reference and is not intended to suggest that the actual Unit is that size. In fact, as set forth above, many of the components included in determining the Typical Area, are Common Elements that are not exclusively owned.